

ARKANSAS RAZORBACKS

Associate Communications Director Jeri Thorpe | jthorpe@uark.edu | Cell-479-283-3344

'16-'17 SCHEDULE

All: 4-0 | SEC: 0-0 | H: 4-0 | A: 0-0 | N: 0-0 | Ranked: 0-0

NOVEMBER (0-0)		W/L	SCORE
3	OKLA. BAPTIST (EXH)	W	79-32
11	SAM HOUSTON STATE	SECN+ W	71-39
13	LOUISIANA-MONROE	- W	92-46
17	SOUTH DAKOTA	SECN+ W	70-67
21	STETSON	SECN+ W	79-62
25	vs. Memphis!	-	6:30 PM
26	vs. Nevada/Navy!	-	4/6:30 PM
30	at Tulsa	CST	7 p.m.

DECEMBER (0-0)		W/L	SCORE
3	TEXAS TECH	SECN	3:00 PM
7	BUTLER	SECN+	7:00 PM
11	at Missouri State	-	2:00 PM
18	NORTHWESTERN STATE	SECN+	2:00 PM
21	ORAL ROBERTS	SECN+	1:00 PM
28	HOUSTON BAPTIST	SECN+	7:00 PM

JANUARY (0-0)		W/L	SCORE
1	at Ole Miss*	SECN	4 p.m.
5	MISSISSIPPI STATE*	SECN+	7 P.M.
8	LSU *	SECN+	2 P.M.
12	at Texas A&M*	SECN+	7 p.m.
15	at Alabama*	SECN	4 p.m.
19	VANDERBILT*	SECN+	7 P.M.
23	MISSOURI*	SECN	6 P.M.
29	at LSU*	SECN	1 p.m.

FEBRUARY (0-0)		W/L	SCORE
2	GEORGIA*	SECN+	7 P.M.
5	SOUTH CAROLINA*	ESPN2	1 P.M.
9	at Florida*	SECN+	6 p.m.
12	at Missouri*	SECN	5 p.m.
16	KENTUCKY*	SECN+	7 P.M.
19	at Tennessee*	SECN	2 p.m.
23	at Vanderbilt*	SECN+	7 p.m.
26	AUBURN*	SECN	2 P.M.

MARCH (0-0)		W/L	SCORE
1-5	SEC Tournament	SECN/ESPNU/ESPN2	TBA

! - Nugget Classic (Reno, Nevada)
 * - Southeastern Conference Game
 All home games played in BWA (19,200)
 All times central and subject to change.

None / Talent: NA

<http://www.themw.com/page/watch-live>

NevadaWolfPack.com

Razorback Sports Network

PxP: Phil Elson
 LR - KABZ-FM-103.7 \ Fayetteville - KQSM-
 FM-92.1 \ Ft. Smith - KFPW-AM-1230/FM-94.5 \
 Rogers - KURM-AM-790/FM-100.3

GAME 5 | ARKANSAS (4-0 | 0-0) VS. MEMPHIS (2-2) / NEVADA (3-1) / NAVY (2-2)

RAZORBACKS

Head Coach: Jimmy Dykes
 @CoachJimmy Dykes
 At Arkansas: 34-32 (3)
 Career Record: 34-32 (3)
 W/L Streak: Win 4



TIGERS

Coach: Melissa McFerrin
 School Record: 142-118 (9)
 Career Record: 192-188 (13)
 W/L Streak: Memphis L1

SERIES INFO

All Time: Versus Memphis: Arkansas leads 12-8 \ Fayetteville: 8-1 \ Memphis: 4-6 \ Neutral: 0-1 \ Arkansas W9
 Versus Nevada or Navy: First meeting

Nugget Classic Schedule: Friday, Nov. 25: Nevada vs. Navy 4 p.m. CST \ Arkansas vs. Memphis 6:30 p.m. CST

Saturday, Nov. 26: Consolation Game 4 p.m. \ Championship Game 6:30 p.m.

Teams: Nevada (HC: Jane Albright \ School Record: 107-147 (9) \ Career Record: 504-459 (23) \ 2016-17: 3-1

Navy (HC: Stefanie Pemper \ School Record: 150-106 (9) \ Career Record: 385-154 (19) \ 2016-17: 2-2

STORYLINES

JESSICA JACKSON

- Four games with double figures
- Ranks eighth in career points and blocks and 20th in career rebounds
- Season goal is to shoot more FT (10-22) than 3's (10-21)
- 80 games with double figure scoring
- 23 games with 20+ points

DEFENSE DEFINES US

- 103 defensive rebounds
- Holding opponents to .348 from the field
- Held Stetson to two offensive rebounds
- Rank 37th in NCAA allowing just 53.5 ppg
- Forced 72 turnovers; grabbed 37 steals

TOUGH SCHEDULE

- Arkansas faces four nonconference and 14 total opponents who advanced to the postseason last year
- The Razorbacks defeated the 2016 WNIT Champion South Dakota, who returned all of its starters from a year ago
- This week in the polls - (AP/Coaches): South Carolina (3/3), Mississippi State (7/7), Florida (16/20), Tennessee (17/16), Kentucky (20/24), Auburn (RV 55/RV 5), Missouri (RV 52/ RV 8), Texas A&M (RV 26/25)
- Northwestern State picked sixth/T5th; Houston Baptist picked 8th/8th; Sam Houston State picked 9th/9th in Southland preseason coach's/sports information director's polls

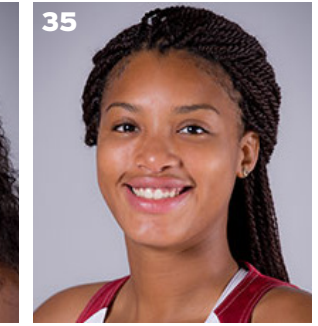
NEWCOMERS CONTRIBUTE

- McDonald's All-American **Aaliyah Wilson** made her collegiate debut against Stetson
- Ten different players saw action and eight different players scored for the Razorbacks against Stetson
- Even though **Bailey Zimmerman** and **Keiryn Swenson** are sophomores, they are seeing significantly more playing time and better numbers this season
- **Jailyn Mason** -- Started all games this year; Career-best 10 points in come-from-behind win over South Dakota; Bettered that with a career-best 11 points in the win over Stetson; Career bests for points (11), FG (5), FGA (10), Rebounds (6) against Stetson

ON THE BENCH

- Arkansas has yet to be full strength in a game or in practice. Different players with injuries and illnesses have plagued the Razorbacks early in 2016.





LAST GAME'S STARTERS
NUMERICAL

NO.	NAME	POS	HT	CL	HOMETOWN/HS/PREVIOUS SCHOOL	PPG	RGP	APG	FG%	3FG%	FT%
00	Jessica Jackson	F	6-3	Sr	Jacksonville, Ark./Jacksonville HS	16.5	7.0	2.0	.390	.476	.455
2	Aaliyah Wilson	G/F	5-10	Fr	Muskogee, Okla./Muskogee HS	3.0	3.0	2.0	.250	1.000	-
3	Malica Monk	G	5-5	So	N. Little Rock, Ark./NLR HS	12.8	3.0	3.5	.600	-	.938
4	Keiryn Swenson	G/F	6-1	So	Wichita, Kan. /Maize HS	7.5	4.8	0.5	.524	.556	.600
10	Kiara Williams	F/C	6-1	Fr	Little Rock, Ark./LR Central HS	3.0	2.0	-	.571	-	.250
12	Briunna Freeman	G	5-9	So	Pelham, Ga./Pelham HS	9.3	2.7	0.3	.647	-	.750
14	Jailyn Mason	PG	5-9	Fr	Mason, Ohio/William Mason HS	7.5	3.0	2.7	.400	.571	.667
20	Sydney Stout	F	6-0	Fr	Bixby, Okla./Bixby HS	-	-	-	-	-	-
21	Devin Cospier	G	5-10	Jr	Coffeyville, Kan. / Field Kindley HS / Coffeyville CCC	2.0	1.0	2.0	.250	-	1.000
22	Bailey Zimmerman	G/F	6-0	So	St. Vincent, Ark. /Wonderview HS	6.0	5.0	1.8	.381	.357	.500
24	Jordan Danberry	G	5-8	So	Conway, Ark./Conway HS	5.3	3.5	0.8	.462	.667	.700
25	Tatiana Smith	C	6-3	Sr	Plano, Texas/Plano East HS / Arkansas Baptist	DNP					
35	Alecia Cooley	C	6-4	Sr	Evanston, Ill. / Evanston Township HS / State Fair CC	11.0	5.8	1.5	.542	-	.692
42	Yasmeen Ratliff	C	6-5	Fr	Alpharetta, Ga./St. Francis Day	DNP					

ROSTER SUPERLATIVES

BY YEAR

SR	5	Jackson, Smith, Cooley
JR	1	Cospier
SO	5	Monk, Swenson, Freeman, Zimmerman, Danberry
FR	5	Wilson, Williams, Mason, Stout, Ratliff

PRONUNCIATION GUIDE

Aaliyah	uh-LEE-uh
Malica	mal-l-ka
Keiryn	KEER-rynn
Kiara	key-ARE-uh
Briunna	BRE-uh-nah
Jailyn	JAY-lynn
Tatiana	tah-Tee-yah-nah
Alecia	uh-LEE-c-uh
Yasmeen	yas-MEAN
Tari	TAR-e
Deffebaugh	DEFF-uh-baugh

STARTING LINEUPS

OPPONENT	GUARD	GUARD	FORWARD	FORWARD	CENTER
OK BAPT (Exh)	Monk	Mason	Jackson	Zimmerman	Cooley
SHSU	Monk	Mason	Jackson	Zimmerman	Cooley
ULM	Monk	Mason	Jackson	Zimmerman	Cooley
S DAKOTA	Monk	Mason	Jackson	Zimmerman	Cooley
STETSON	Monk	Mason	Jackson	Zimmerman	Cooley
vs. Memphis					
vs. Nevada/Navy					
at Tulsa					
TEXAS TECH					
BUTLER					
at Mo State					
NSU					
ORU					
HBU					
Ole Miss					
MISS STATE					
LSU					
Texas A&M					
Alabama					
VANDERBILT					
MISSOURI					
LSU					
GEORGIA					
S CAROLINA					
Florida					
Missouri					
KENTUCKY					
Tennessee					
Vanderbilt					
AUBURN					
SEC Tournament					

BY STATE

Arkansas	5	Jackson, Monk, Williams, Zimmerman, Danberry
Illinois	1	Cooley
Georgia	2	Freeman, Ratliff
Kansas	2	Swenson, Cospier
Ohio	1	Mason
Oklahoma	2	Wilson, Stout
Texas	1	Smith

BY POSITION

Guard	5	Monk, Freeman, Mason, Cospier, Danberry
G/F	3	Wilson, Swenson, Zimmerman
Forward	3	Jackson, Williams, Stout
Center	3	Smith, Cooley, Ratliff

WHAT WE ARE TALKING ABOUT

- ▶ Arkansas has used the same starting five for each of the first four games: Malica Monk, Jailyn Mason, Jessica Jackson, Bailey Zimmerman and Alecia Cooley.
- ▶ Jessica Jackson scored 10 of her 19 points in the first quarter versus Stetson, her second career game with 10 first-quarter points, giving her double-figure scoring games in each of the first four contest this season.
- ▶ Jessica Jackson has scored in double figures in each of the first four games this season.
- ▶ Malica Monk scored a career-high 18 points, including 10 points in the second half. She was 6-of-10 from the floor and a perfect 6-of-6 from the free-throw line on Monday.
- ▶ Malica Monk has scored in double figures in three of the first four games this season, including a career-high 18 points against Stetson.
- ▶ Alecia Cooley has scored in double figures in three of the first four games this season, and Jailyn Mason has scored in double figures in each of the last two games.
- ▶ Arkansas has won the rebounding battle in three of the first four games this season, improving to 26-7 when outrebounding its opponents under head coach Jimmy Dykes.
- ▶ Arkansas is off to a 4-0 start for the second time in the three seasons under head coach Jimmy Dykes. The Razorbacks won the first six games to start the 2014-15 season.
- ▶ Arkansas is seeking its first 6-0 start since the 2014-15 season, the first under head coach Jimmy Dykes, when the Razorbacks advanced to the Round of 32 in the NCAA Tournament.
- ▶ Arkansas improves to 23-10 in home games, including 15-5 in nonconference home games, under head coach Jimmy Dykes.
- ▶ Arkansas is 4-5 in neutral-site games under head coach Jimmy Dykes, including a 4-1 record during the 2014-15 season.
- ▶ Arkansas has led for 149:05 of 160:00 minutes played this season. Arkansas has been tied for just 3:54 and has trailed for just 7:01.

THIRD SEASON FOR JIMMY DYKES

Since Jimmy Dykes took over as head coach (2+ seasons), Arkansas has:

- ▶ Won 34 games
- ▶ Reached the second round of the NCAA Tournament (2014-15)
- ▶ Reached the third round of the SEC Tournament (2014-15)
- ▶ Had an All-SEC First-Team selection (Jessica Jackson, 2015-16)
- ▶ Defeated six ranked teams (three 2015 and 2016)
- ▶ Had eight players named to the SEC Academic Honor Roll and 25 to the Athletics Department Academic Honor Roll
- ▶ For just the third time under head coach Jimmy Dykes, Arkansas won when allowing its opponent to shoot 45 percent or better from the

floor, when South Dakota shot 56.8 percent in a 70-67 loss.

- ▶ For just the fifth time under head coach Jimmy Dykes, Arkansas won when trailing at halftime, erasing a 28-27 halftime deficit in a 70-67 win over South Dakota.

STORYLINES

#BeArkansas

#BeArkansas - We keep the players who fit our program's needs home as well as show other great players what it means to represent the Razorbacks

- ▶ Five in-state players
- ▶ Five newcomers had offers from several other schools but chose Arkansas because of the coaching staff, the current players and the university
- ▶ Fayetteville No. 1 In Best Value. More: <http://bit.ly/2emfcaQ>.
- ▶ Be Relentless...Be Hard To Guard...Be the team no one wants to play

Expectations

Dykes has high expectations for this season. He has nine returners and five newcomers who will impact the team from day one.

- ▶ Return 77.9% of our scoring including our top three scores (Jackson, Cospser, Danberry)
- ▶ Return 70.3% of our rebounding including three of the top four (lost Melissa Wolff)
- ▶ Nine returning players and five newcomers including ESPN No. 30 Aaliyah Wilson

Awards \ Honors \ Goals

Jessica Jackson returns for her senior season as just the fourth player in program history to earn All-SEC First Team honors. Her goal is to elevate her game and get drafted by the WNBA at the end of the year.

Newcomer Aaliyah Wilson is just the second McDonald's All-American to sign with Arkansas out of high school. Expectations are high for this freshman.

Building a Strong Foundation

Jimmy Dykes is building a strong foundation. The goal is to win but he won't sacrifice the process. Academics, work ethic and attitude will impact playing time as much as a player's shooting percentage.

- ▶ Getting players who fit our style on and off the court
 - ▶ Getting things done in the classroom - six consecutive semesters above a 3.0 GPA
- Increasing our community service outreach

SEEING DOUBLE

DOUBLE FIGURE GAMES

Jessica Jackson (80/23)	Times	20+
2013-14	25	8
2014-15	26	5
2015-16	25	8
2016-17	4	1

Devin Cospser (14)	Times	
2015-16	14	
2016-17	TBA	

Jordan Danberry (11)	Times	
2015-16	10	
2016-17	1	

Alecia Cooley (10)	Times	
2015-16	7	
2016-17	3	

Malica Monk (6)	Times	
2015-16	3	
2016-17	3	

Keiryn Swenson (1)	Times	
2015-16	3	

Jailyn Mason (2)	Times	
2016-17	2	

Briunna Freeman (2)	Times	
2016-17	2	

DOUBLE-DOUBLES

Jessica Jackson

Pts	Reb	Opponent	Date
16	10	Florida	1-29-16
15	12	at Butler	12-13-15
13	10	Southeastern La.	11-13-15
20	13	SHSU	11-15-15
19	11	at Missouri	3-1-15
17	13	LSU	2-22-15
14	11	at Alabama	2-1-15
18	10	No. 5/8 Texas A&M	1-4-15
19	12	Savannah State	11-16-14
18	11	Tennessee Tech	12-20-13
23	10	at Florida	1-9-14
31	10	Ole Miss	1-19-14
19	12	Auburn	2-2-14
21	11	Ole Miss (SEC)	4-5-14

Alecia Cooley

Pts	Reb	Opponent	Date
11	10	Florida	1-28-16
12	10	No. 24 Missouri	1-17-16
12	10	Missouri State	12-2-15

Jordan Danberry

Pts	Reb	Opponent	Date
12	10	Alabama	2-18-16

DEFENSE DEFINES US II

- ▶ Arkansas is third in the SEC and ranks 28th nationally in turnover margin (+7.50 turnovers/game) and also ranks first in the SEC and eighth nationally in turnovers, committing just 10.5 turnovers per game.
- ▶ Scoring defense (53.5 ppg, 6th SEC, 37th nationally)
- ▶ Field-goal percentage defense (34.8, 8th, 73rd)

HOME SWEET HOME

- ▶ Arkansas is 250-96 in 24 seasons in Bud Walton
- ▶ Jimmy Dykes is 24-10 in Bud Walton (8-6/11-4/4-0)

JACKSON AMONG THE SEC LEADERS

Jessica Jackson ranks in the top-5 in several categories among the active leaders in the SEC

- ▶ 1. Scoring with 1505 points
- ▶ 1. Field Goals Made with 517
- ▶ 1. 3-Point Field Goals Made with 162
- ▶ 3. Rebounding with 592 boards
- ▶ 3. Blocks with 113

ACTION JACKSON

- ▶ Jessica Jackson was the second fastest player in program history to reach 1,000 career points.
- ▶ She was the 19th player in program history to score at least 1,000 career points and grab at least 500 career rebounds reaching that milestone at LSU in 2016.
- ▶ Jackson became just the seventh player to score at least 1,000 career points, grab at least 500 rebounds and have at least 100 career blocks at Auburn as a junior

JACKSON'S NUMBERS

- ▶ Scored in double figures in four games this season and 80 career games
- ▶ Thirteen career double doubles
- ▶ Scored 20+ points 23 times in her career/Once as a senior
- ▶ She has been Arkansas' leading scorer (or tied for the lead) in 3 games this year
- ▶ She has been among Arkansas' leading rebounders in two games this year
- ▶ Jessica Jackson ranks 20th with 562 career rebounds
- ▶ Jessica Jackson ranks eighth with 112 career blocked shots

POINTS/REBOUNDS/BLOCKS

Player	Points	Rebs	Blocks
Shemeka Christon (01-04)	1951	714	162
Delmonica DeHorney (88-91)	1785	641	235
JESSICA JACKSON (14-PRES.)	1505	592	113
Sarah Watkins (10-13)	1386	604	201
Stephanie Bloomer (92-95)	1159	691	126
Amanda Holley (82-84)	1154	683	147
Kim Bunge (80-83)	1047	652	116

POINTS

Name (Career)	Yr	Gp	Pts
1. Bettye Fiscus (81-85)	4	112	2,073
2. Shameka Christon (00-04)	4	123	1,951
3. Del. DeHorney (87-91)	4	115	1,785
4. Kimberly Wilson (93-97)	4	120	1,733
5. Shelly Wallace (85-89)	4	119	1,583
6. Wendi Willits (97-01)	4	131	1,574
7. C'eira Ricketts (09-12)	4	129	1,537
8. JESSICA JACKSON (14-PRES.)	3+	95	1,505
9. Christy Smith (94-98)	4	111	1,459
10. Karyn Karlin (96-00)	4	111	1,441

MONK POSTS CAREER NUMBERS

- ▶ Started every game as a sophomore at point guard
- ▶ Tied her season-best with 12 points in come-from-behind win over defending WNIT Champion South Dakota
- ▶ Posted a career-best with 18 points against Stetson
- ▶ Has had three games in double figure scoring
- ▶ Ranks 25th in the SEC in scoring
- ▶ Ranks 13th in the SEC in assists
- ▶ Leads the SEC in free throw percentage and was 8-8 in the last two games
- ▶ Ranks ninth in the SEC in steals and added five steals this week
- ▶ One of 28 players in the SEC averaging more than 30 minutes per game (averaged 18.2 mpg last year)

MASON JUMPS IN

- ▶ Started all games this year
- ▶ Career-best 10 points in come-from-behind win over South Dakota
- ▶ Bettered that with a career-best 11 points in the win over Stetson
- ▶ Career bests for points (11), FG (5), FGA (10), Rebounds (6) against Stetson

2016-17 NEWCOMERS

FRESHMAN VIDEOS

Get to know our newcomers in their own words. Watch Now!

MASON - bit.ly/MasonShoe
RATLIFF - bit.ly/YasRatliFF
STOUT - bit.ly/GTKStout
WILLIAMS - [BIT.LY/KIARAWILLIAMS](http://bit.ly/KIARAWILLIAMS)
WILSON - bit.ly/AWilsonHorses

- ▶ Yasmeen Ratliff is the daughter of long-time NBA player Theo Ratliff
- ▶ Ratliff says defense is her strength
- ▶ Kiara Williams grew up in a busy household with two step-brothers, a little sister and little brother, a cousin and two aunts
- ▶ Williams is a big fan of the Marvel superhero movies
- ▶ Jaielyn Mason has an Air Jordan shoe collection
- ▶ Check out the photos of Mason's collection here > bit.ly/MasonShoe

ON THIS DATE

Nov. 24 (9-2)

1984	Arkansas	65	AU	70	Sanford, Fla.
1989	Arkansas	93	MVSU	50	Fayetteville
1990	Arkansas	81	SFA	72	
1991	Arkansas	57	SFA	83	
1995	Arkansas	80	Florida AM	73	
1998	Arkansas	75	Baylor	64	Fayetteville
2000	Arkansas	78	Michigan	67	
2003	Arkansas	65	Rice	46	
2006	Arkansas	84	Denver	58	
2007	Arkansas	65	New Orleans	44	
2012	Arkansas	83	Hawai'i	68	

Nov. 25 (11-4)

1980	Arkansas	77	Northeast La.	68	
1983	Arkansas	72	Kansas	53	
1986	Arkansas	103	Southern	51	
1988	Arkansas	84	Maryland	110	
1989	Arkansas	87	UTEP	61	
1994	Arkansas	76	Pitt	75	
1995	Arkansas	81	Rice	68	
2000	Arkansas	46	NC State	48	
2001	Arkansas	79	UTA	48	
2002	Arkansas	76	TCU	66	
2004	Arkansas	51	Purdue	55	
2005	Arkansas	59	Oregon	70	
2006	Arkansas	70	Hawai'i	56	
2011	Arkansas	69	Grambling St.	49	Fayetteville
2012	Arkansas	79	Oregon	67	Honolulu

Arkansas is 22-8 all time on the Friday after Thanksgiving

- ▶ Aaliyah Wilson has three siblings and a lot of cousins - her grandmother had 16 children
- ▶ Wilson loves to ride horses and has owned a couple of horses

SCORING AND REBOUNDING RETURN

- ▶ Arkansas returns 77.9 percent of its scoring from last year
- ▶ The Razorbacks return their top three scorers from a year ago (Jackson, Cospers, Danberry)
- ▶ The Razorbacks return 70.3 percent of its rebounding including three of the top four from last year
- ▶ In 2016-17 Arkansas averaged 77.7 ppg and 38.3 rpg
- ▶ Jackson and Cooley are currently the top scorers and are among the top rebounders

A DEEP BENCH - WITH EXPERIENCE

Last season, Arkansas had just three returners who had played minutes for head coach Jimmy Dykes. This year, the Razorbacks return nine players who saw action in games last season. The returners have 290 combined games of experience, 2,367 career points and 1,065 career rebounds prior to the 2016-17 season.

WE ARE FAMILY

Several Razorback players hail from large families. Check out some of the family sizes here.

Briunna Freeman	9
Brittany, James, Leonard, Duntrez, Rhaheem, Javell, Shambrika, Kendra, Brandon	
Jessica Jackson	7
Chris, Adrian, Asia, Jennifer, Kailyn, Cedric, Khylan	
Alecia Cooley	7
Mia, Cojuan, Janava, Cheri, Laurie, Amber, Jasmine	
Jordan Danberry	5
Shaun, Asia, Trinity, Phoenix, Brian	
Yasmeen Ratliff	5
Stacia, Alexis, Sasha, Adonis, Darius	
Kiara Williams	4*
Jasmine Davis, Rodney Davis, Deunte Davis, Deundre Davis	
Bailey Zimmerman	3
John Paul, Jordan, Brooke	
Malica Monk	2
Mark, Mason	
Keiryn Swenson	2
Kameron, Konner	
Tatiana Smith	2
Christopher, the late Kevin Smith	
Aalyah Wilson	2**
Devante, Alexis	
Devin Cospoer	1
Sierra	
Sydney Stout	1
Savanna	
Jailyn Mason	14***
Roman, Amari, Elijah, Isaiah	

*Williams also grew up with 2 aunts and a cousin in the household

**Grandmother had 16 kids so she had a lot of cousins around

***Has 14 siblings and is closest with the ones who are listed

SPEAKING OF FAMILY

Bailey Zimmerman is a cousin of Arkansas men's basketball assistant coach Matt Zimmerman.



2016 ARKANSAS STUDENT-ATHLETES: (L-R): Bailey Zimmerman (St. Vincent), Malica Monk (N. Little Rock), Jessica Jackson (Jacksonville), Jordan Danberry (Conway), Kiara Williams (Little Rock)

20+ POINT GAMES

- ▶ As a junior, Jessica Jackson had eight 20+ point games.
- ▶ Jackson has had one 20+ point game this year and has 22 for her career
- ▶ Devin Cospoer has had one 20+ point game in her career (as a freshman)
- ▶ Jackson's 20+ point games over the last two seasons include:
- ▶ **2015-16:** 20 vs. Sam Houston State; 24 at South Dakota State; 29 vs. Tulsa; 22 versus Louisiana; 22 vs. Mississippi Valley State; 20 at No. 5 Mississippi State; 25 vs. No. 13 Tennessee; 20 vs. Alabama: **2016-17:** 20 vs. Sam Houston State

DOUBLE DIGIT SCORING IN THE FIRST HALF IN 2016-17

- ▶ Malica Monk is the first player to score in double figures in the first half of a game with 10 points against Sam Houston State.
- ▶ Jessica Jackson scored in double figures in the first half against Stetson with 11.
- ▶ Jessica Jackson had 10 points in the first quarter against Stetson. It is the second time in her career she had double figure points in the 1Q.

In 2015-16

- Arkansas had six players score in double figures in the first half 13 times last year
- One game, at Auburn, two players were in double figures in the first half
- The list includes Jessica Jackson in six games (at Auburn-10, at LSU-11, at Mississippi State-13, vs. Sam Houston State-13, Vanderbilt-11, Alabama-12)
- Devin Cospoer in two games (at Auburn-10, vs. Texas-11)
- Melissa Wolff (vs. Missouri-11, vs. New Orleans-18)
- Alecia Cooley (vs. Mississippi Valley State-12)
- Jordan Danberry (vs. Oregon State-11)
- Kelsey Brooks (Florida-12)

YOUNGEST TO YOUNG WITH EXPERIENCE

- ▶ Arkansas welcomed eight newcomers in 2015-16 and was the youngest team in the SEC and fifth-youngest in the country in terms of current players with minutes under the current head coach.
- ▶ This year, the Razorbacks return nine of 12 players from a year ago and have two seniors on the roster making them much more experienced than a year ago.

TOUGH SCHEDULE IN 2016-17

The SEC is always a tough place to play and this year is no exception

- Arkansas faces five ranked (as of 11/14/16) opponents in a row
- The stretch includes No. 4 South Carolina, No. 19 Florida, No. 25 Missouri, No. 15 Kentucky and No. 13 Tennessee
- Three of those five games are on the road
- In addition to those five games, Arkansas faces two other SEC teams who are ranked and two more who are receiving votes
- The SEC sent nine teams to the NCAA Tournament an one other to the WNIT last season

It's not just the SEC either. The Razorbacks have put together a non-conference schedule that will allow the team to find itself while getting tough for league play

- Arkansas hosts WNIT Champ South Dakota
- The Razorbacks travel to Missouri State who took part in last year's NCAA Tournament

PREVIOUS GAME NOTES

- ▶ The win over Stetson denied the Hatters a 5-0 start for the first time in program history.
- ▶ The win over South Dakota snapped an eight-game winning streak. That was the second-longest winning streak in the nation at that time.

A MAJOR ACCOMPLISHMENT

Alecia Cooley	Communication
Devin Cospier	Communication
Jordan Danberry	Business Economics
Briunna Freeman	Psychology
Jessica Jackson	Rec. & Sport Management
Jailyn Mason	Journalism: News/Editorial
Malica Monk	Rec. & Sport Management
Yasmeen Ratliff	Apparel Merch./Product Dev.
Tatiana Smith	Criminal Justice
Sydney Stout	Management
Keiryn Swenson	Accounting
Kiara Williams	Agricultural Business
Aaliyah Wilson	Pre-Physical Therapy
Bailey Zimmerman	Apparel Merch./Product Dev.

AP TOP 25 (11.21.16)

RK	TEAM	RECORD	PTS
1	Notre Dame (16)	4-0	804
2	Connecticut (16)	3-0	797
3	South Carolina (1)	2-0	755
4	Louisville	5-0	707
5	Baylor	3-1	704
6	Maryland	4-0	665
7	Mississippi State	4-0	614
8	Ohio State	3-1	591
9	UCLA	3-1	533
10	Florida State	3-1	502
11	Stanford	3-1	448
11	Syracuse	3-0	448
13	Oklahoma	3-0	389
14	Texas	1-2	376
15	Washington	3-1	348
16	Florida	3-0	300
17	Tennessee	3-1	257
18	DePaul	3-0	256
19	West Virginia	3-0	214
20	Kentucky	3-1	205
21	Miami	3-1	155
22	Oregon State	3-0	147
23	Arizona State	2-1	98
24	Michigan State	4-0	84
25	Gonzaga	3-0	62

Others receiving votes: Auburn 55, Missouri 52, Colorado 41, Indiana 27, Texas A&M 26, Marquette 18, South Dakota State 12, South Florida 8, Green Bay 7, NC State 7, Saint Louis 6, Western Kentucky 3, California 2, Boise State 1, Duke 1

USA TODAY COACHES POLL (11.22.16)

RK	TEAM	RECORD	PTS
1	Notre Dame (17)	4-0	776
2	Connecticut (13)	3-0	773
3	South Carolina (2)	3-0	741
4	Louisville	6-0	670
5	Maryland	4-0	666
6	Baylor	3-1	661
7	Mississippi State	4-0	601
8	Ohio State	3-1	558
9	Florida State	3-1	490
10	UCLA	3-1	475
11	Stanford	3-1	452
12	Oklahoma	3-0	392
13	Washington	3-1	379
14	Texas	1-2	353
15	Oregon State	3-0	315
16	Tennessee	3-1	275
17	DePaul	3-0	272
18	Syracuse	3-1	260
19	Michigan State	4-0	197
20	Florida	3-0	182
21	Arizona State	2-1	168
22	Miami	3-1	143
23	West Virginia	3-0	125
24	Kentucky	3-1	124
25	Texas A&M	3-0	83

Others receiving votes: Gonzaga 58, Michigan 36, South Dakota State 35, South Florida 33, Green Bay 20, NC State 19, California 13, Georgia Tech 9, Missouri 8, Duke 6, Penn State 6, Saint Louis 5, Auburn 5, Oklahoma State 4, Temple 3, Western Kentucky 3, Marquette 2, Indiana 2, Tulane 1, Virginia Tech 1

STATS & STANDINGS

TEAM	SEC			OVERALL		
	W	L	PCT.	W	L	PCT.
Alabama	0	0	.000	3	0	1.000
ARKANSAS	0	0	.000	4	0	1.000
Auburn	0	0	.000	3	0	1.000
Florida	0	0	.000	3	0	1.000
Ole Miss	0	0	.000	4	0	1.000
Mississippi State	0	0	.000	4	0	1.000
South Carolina	0	0	.000	3	0	1.000
Texas A&M	0	0	.000	3	0	1.000
Georgia	0	0	.000	3	1	.750
Kentucky	0	0	.000	3	1	.750
LSU	0	0	.000	3	1	.750
Tennessee	0	0	.000	3	1	.750
Vanderbilt	0	0	.000	3	1	.750
Missouri	0	0	.000	2	1	.667

SEC & NCAA STATS

CATEGORY (All Games)	SEC*	NCAA
Scoring	7 (77.7)	60
Scoring Defense	4 (50.7)	20
Scoring Margin	4 (+27.0)	18
FG Pct.	5 (.460)	46
FG Pct. Defense	5 (.32.9)	46
3PT FG Pct	1 (.42.6)	14
Turnover Margin	1 (+11.6)	7
Assist/Turnover Ratio	1 (1.43)	17
3PT FG Made	6 (20)	20

INDIVIDUAL

CATEGORY (All Games)	SEC*	NCAA
Assist/TO Ratio Jailyn Mason	3 (3.0)	47
Blocked Shots Alecia Cooley	3 (6.0)	87
Blocks Per Game Alecia Cooley	3 (2.0)	71
FT Pct. Malica Monk	2 (.90)	76
Steals Malica Monk	4 (9)	108
SPG Malica Monk	3 (3.0)	56
3PTPG Jessica Jackson	3 (2.67)	90
3PT FG Pct Jessica Jackson	4 (.50)	58

*Top five only

SEC SCHEDULE

November

24 (Thursday)

8-Auburn vs West Virginia	6:00 p.m. CT
9-Georgia vs Minnesota	2:00 p.m. ET
10-LSU vs Texas-El Paso	2:15 p.m. CT

25 (Friday)

11-Arkansas vs Memphis	6:30 p.m. CT
Florida at Northwestern	8:00 p.m. ET
9-Georgia vs TBD	TBA
10-LSU vs Kansas State	12:00 p.m. CT
12-Mississippi State vs Oregon	8:00 p.m. CT
9-Missouri vs Creighton	2:15 p.m. CT

26 (Saturday)

11-Arkansas vs Nevada/Navy	4/6:30 p.m. CT
10-LSU vs NC State	12:00 p.m. CT
13-Ole Miss vs Wisconsin	1:00 p.m. CT
12-Mississippi State vs. San Jose State	8:00 p.m. CT
9-Missouri vs Dayton/Georgia Tech	TBA
Abilene Christian at Texas A&M (SECN+)	6:00 p.m. CT

ABOUT OUR OPPONENT

MEMPHIS TIGERS

- ▶ Arkansas is 12-8 all-time against Memphis, winning each of the last nine meetings dating back to the 2000-01 season. Arkansas is 8-1 in games played in Fayetteville, 4-6 in Memphis and 0-1 in North Little Rock. The teams last met during the 2012-13 season.
- ▶ Arkansas' last win the WNIT came against Memphis during the 2012-13 season, also the last meeting in the series, when the Razorbacks won 67-47 in Fayetteville.
- ▶ Memphis is the third of four nonconference opponents, and 14 opponents overall, that played in the postseason this past season.
- ▶ Forward Cheyenne Creighton is a member of this week's American Athletic Conference Honor Roll for her play last week.
- ▶ Cheyenne Creighton leads the team with 14.3 points per game and 7.8 rebounds per game.
- ▶ Taylor Williams is the only other Tiger averaging double figures with 11.5 ppg this year.

SERIES NOTES

- ▶ Arkansas is 12-8 all-time against Memphis
- ▶ The Razorbacks are 8-1 in Fayetteville, 4-6 in Memphis and 0-1 on a neutral court
- ▶ Arkansas has won the last nine meetings between these teams
- ▶ Arkansas has never played Nevada or Navy

	ARK	MEM
Scoring	312	233
PPG	78.0	58.3
Margin	+24.5	+0.8
Field Goals	109	84
Attempted	236	199
Pct	.462	.422
3-Point FG	27	16
Attempted	62	50
3PTPG	6.8	4.0
Pct.	.435	.320
Free Throws	67	49
Attempted	102	69
FTPG	16.8	12.3
Pct.	.657	.710
Rebounds	160	132
RPG	40.0	33.0
Margin	+9.5	+2.5
Assists	60	52
APG	15.0	13.0
Turnovers	42	75
TPG	10.5	18.8
TO Margin	+7.5	-3.0
Steals	37	31
SPG	9.3	7.8
Blocks	13	8
BPG	3.3	2.0

ARKANSAS AND THE SEC

- ▶ Arkansas leads the SEC and ranks eighth in the nation, committing just 10.5 turnovers/game. Arkansas also ranks third in the SEC and 28th nationally in turnover margin (+7.5 turnovers/game).
- ▶ Arkansas leads the SEC and ranks 12th in the nation in 3-point field-goal percentage, shooting 43.5 percent from behind the arc. Arkansas also ranks sixth in the SEC and 46th nationally in field-goal percentage (46.2 percent).
- ▶

ARKANSAS RECORD WHEN ...

.....'16-'17	Dykes
Scoring First.....	3-0.....TBA
Leading at Halftime.....	3-0.....27-8
Tied at Halftime.....	0-0.....2-0
Trailing at Halftime	1-0.....5-24
Shoots 45% or better.....	2-0.....10-0
Shoots less than 45%.....	2-0.....24-32
Outrebounds opponent.....	3-0.....26-7
Ties opponent rebounds.....	0-0.....2-3
Outrebounded by opponent	1-0.....5-22
Fewer Turnovers.....	3-0.....23-20
Same number of turnovers.....	0-0.....4-4
More TOs than opponent	1-0.....11-12
Overall.....	4-0.....34-32
Home	4-0.....23-10
Road.....	0-0.....7-17
Neutral	0-0.....4-5
Non-conference.....	4-0.....21-13
Non-conference home.....	4-0.....13-4
Non-conference away.....	TBA.....4-4
Non-conference neutral.....	TBA.....4-5
In November	4-0.....12-4
In December	x.....7-6
In January.....	x.....6-11
In February.....	x.....7-7
In March.....	x.....2-4
On Monday	1-0.....5-1
On Tuesday	x.....x
On Wednesday.....	x.....2-2
On Thursday	1-0.....9-10
On Friday	1-0.....5-3
On Saturday.....	x.....1-1
On Sunday	1-0.....12-15

2016-17 Margin of Victory/Defeat

	1	2	3	4	5	6	7	8	9	10	11-15	16-19	20+
Wins	-	-	1	-	-	-	-	-	-	-	-	1	2
Losses	-	-	-	-	-	-	-	-	-	-	-	-	0

Most First Period Points

2016-17	25	SHSU (11-11-16)
All-Time	27	SELA (11-13-15)
Opponent	25	SDSU (11-18-15)

Most Third Period Points

2016-17	34	ULM (11-13-16)
All-Time	34	ULM (11-13-16)
Opponent	29	at #2 S. Carolina (1-3-16)

Fewest First Period Points

2016-17	20	Stetson (11-21-16)
All-Time	3	#5/6 Texas (12-20-15)
Opponent	6	SHSU (11-11-16)

Fewest Third Period Points

2016-17	13	Stetson (11-21-16)
All-Time	7	at #2 SC (1-3-16)
Opponent	4	LSU (1-21-16)

Most Second Period Points

2016-17	25	Stetson (11-21-16)
All-Time	25	Stetson (11-21-16)
Opponent	35	at #2 S. Carolina (1-3-16)

Most Fourth Period Points

2016-17	22	SHSU (11-11-16)
All-Time	32	Tulsa (11-23-15)
Opponent	27	Georgia (2-25-16)

Fewest Second Period Points

2016-17	9	SHSU (11-11-16)
All-Time	6*	No. 13 Tenn. (1-14-16)
Opponent	5	#5/6 Texas (12-20-15)

Fewest Fourth Period Points

2016-17	16	ULM (11-13-16)
All-Time	5	#7 Ore. St. (11-28-15)
Opponent	10	#24 Missouri (1-17-16)*

Most First Half Points

2016-17	45	Stetson (11-21-16)
All-Time	65	Tenn State (11-27-88)
Opponent	63	Texas (1-9-89)

Largest Margin of Victory

2016-17	46	ULM (11-13-16)
All-Time	79	(108-29) B Wesleyan (2-18-77)
Opponent	54	(28-82) La Tech (11-30-78)

Fewest First Half Points

2016-17	27	South Dakota (11-17-16)
All-Time	11	at Missouri (3-15)*
Opponent	8	Montana State (1-5-03)

*Most Recent

Jump Balls Won

Arkansas	3
Opponent	1

1H Double Figures

Monk	1
Jackson	1

5+ Assists

Mason	1
Monk	1

Scored First Points

Zimmerman	2
Mason	1
Jackson	1

Rebounding Leader

Jackson	3
Cooley	2
Swenson	1

Double-Doubles

TBA	x
-----	---

First Off The Bench

Danberry	2
Freeman	2
Swenson	1
Cosper	1

10+ Points

Jackson	4
Cooley	3
Monk	3
Freeman	2
Mason	2

Charges Drawn

Jackson	1
Monk	2

Points Leader

Jackson	4
Cooley	1
Swenson	1

15+ Points

Jackson	2
Monk	1

Forced Opponent

Shot Clock Violations	5
-----------------------	---

3-Point Leader

Jackson	4
Zimmerman	1
Swenson	1
Mason	1

20+ Points

Jackson	1
---------	---

10+ Rebounds

TBA	x
-----	---



@RazorbackWBB STATISTICS
 ARKANSAS Combined Team Statistics (as of Nov 22, 2016)
All games



RECORD:	OVERALL	HOME	AWAY	NEUTRAL
ALL GAMES	4-0	4-0	0-0	0-0
CONFERENCE	0-0	0-0	0-0	0-0
NON-CONFERENCE	4-0	4-0	0-0	0-0

##	Player	gp-gs	min	avg	Total		3-Point		F-Throw		Rebounds				pf	dq	a	to	blk	stl	pts	avg		
					fg-fga	fg%	3fg-fga	3fg%	ft-fa	ft%	off	def	tot	avg										
00	JACKSON, Jessica	4-4	115	28.8	23-59	.390	10-21	.476	10-22	.455	11	17	28	7.0	8	0	8	6	2	3	66	16.5		
03	MONK, Malica	4-4	122	30.5	18-30	.600	0-1	.000	15-16	.938	4	8	12	3.0	8	0	14	8	1	10	51	12.8		
35	COOLEY, Alecia	4-4	99	24.8	13-24	.542	0-0	.000	18-26	.692	7	16	23	5.8	7	0	6	9	6	2	44	11.0		
12	FREEMAN, Briunna	3-0	55	18.3	11-17	.647	0-0	.000	6-8	.750	5	3	8	2.7	7	0	1	3	0	7	28	9.3		
04	SWENSON, Keiryn	4-0	84	21.0	11-21	.524	5-9	.556	3-5	.600	8	11	19	4.8	5	0	2	3	2	3	30	7.5		
14	MASON, Jailyln	4-4	115	28.8	12-30	.400	4-7	.571	2-3	.667	1	11	12	3.0	7	0	11	3	0	4	30	7.5		
22	ZIMMERMAN, Bailey	4-4	89	22.3	8-21	.381	5-14	.357	3-6	.500	6	14	20	5.0	5	0	7	3	0	2	24	6.0		
24	DANBERRY, Jordan	4-0	53	13.3	6-13	.462	2-3	.667	7-10	.700	4	10	14	3.5	8	0	3	6	0	1	21	5.3		
10	WILLIAMS, Kiara	3-0	19	6.3	4-7	.571	0-0	.000	1-4	.250	2	4	6	2.0	4	0	0	1	0	1	9	3.0		
02	WILSON, Aaliyah	1-0	7	7.0	1-4	.250	1-1	1.000	0-0	.000	1	2	3	3.0	0	0	2	0	0	0	3	3.0		
21	COSPER, Devin	3-0	33	11.0	2-8	.250	0-4	.000	2-2	1.000	0	3	3	1.0	0	0	6	0	1	4	6	2.0		
20	STOUT, Sydney	2-0	9	4.5	0-2	.000	0-2	.000	0-0	.000	0	0	0	0.0	1	0	0	0	1	0	0	0.0		
Team											8	4	12											
Total.....		4	800		109-236	.462	27-62	.435	67-102	.657	57	103	160	40.0	60	0	60	42	13	37	312	78.0		
Opponents.....		4	800		77-221	.348	22-82	.268	38-48	.792	38	84	122	30.5	83	2	36	72	9	17	214	53.5		

TEAM STATISTICS	AR	OPP	Date	Opponent	Score	Att.
SCORING	312	214	11/11/16	SAM HOUSTON STATE	w 71-39	4330
Points per game	78.0	53.5	11/13/16	LA-MONROE	w 92-46	3156
Scoring margin	+24.5	-	11/17/16	SOUTH DAKOTA	w 70-67	1054
FIELD GOALS-ATT	109-236	77-221	11/21/16	STETSON	w 79-62	1179
Field goal pct	.462	.348				
3 POINT FG-ATT	27-62	22-82	* - Conference game			
3-point FG pct	.435	.268				
3-pt FG made per game	6.8	5.5				
FREE THROWS-ATT	67-102	38-48				
Free throw pct	.657	.792				
F-Throws made per game	16.8	9.5				
REBOUNDS	160	122				
Rebounds per game	40.0	30.5				
Rebounding margin	+9.5	-				
ASSISTS	60	36				
Assists per game	15.0	9.0				
TURNOVERS	42	72				
Turnovers per game	10.5	18.0				
Turnover margin	+7.5	-				
Assist/turnover ratio	1.4	0.5				
STEALS	37	17				
Steals per game	9.3	4.3				
BLOCKS	13	9				
Blocks per game	3.3	2.3				
ATTENDANCE	9719	0				
Home games-Avg/Game	4-2430	0-0				
Neutral site-Avg/Game	-	0-0				

Score by Periods	1st	2nd	3rd	4th	Totals
ARKANSAS	82	66	84	80	312
Opponents	43	48	51	72	214



@RazorbackWBB STATISTICS
 ARKANSAS Combined Team Statistics (as of Mar 04, 2016)
Conference games



RECORD:	OVERALL	HOME	AWAY	NEUTRAL
ALL GAMES	7-9	6-2	1-7	0-0
CONFERENCE	7-9	6-2	1-7	0-0
NON-CONFERENCE	0-0	0-0	0-0	0-0

#	Player	gp-gs	min	avg	Total		3-Point		F-Throw		Rebounds					pts	avg							
					fg-fga	fg%	3fg-fga	3fg%	ft-fa	ft%	off	def	tot	avg	pf			dq	a	to	blk	stl		
00	JACKSON, Jessica	16-16	522	32.6	88-214	.411	24-78	.308	56-76	.737	20	65	85	5.3	52	3	15	40	15	12	256	16.0		
21	COSPER, Devin	16-15	446	27.9	55-166	.331	15-54	.278	22-36	.611	4	45	49	3.1	27	0	24	44	0	20	147	9.2		
24	DANBERRY, Jordan	16-4	308	19.3	42-116	.362	1-12	.083	27-45	.600	14	28	42	2.6	38	1	43	40	1	14	112	7.0		
15	BROOKS, Kelsey	15-10	377	25.1	29-81	.358	17-47	.362	26-36	.722	7	27	34	2.3	29	0	32	27	1	14	101	6.7		
33	WOLFF, Melissa	16-16	507	31.7	37-101	.366	0-2	.000	21-32	.656	41	72	113	7.1	42	0	20	35	7	15	95	5.9		
35	COOLEY, Alecia	16-16	391	24.4	32-78	.410	0-0	.000	29-37	.784	29	46	75	4.7	30	1	9	17	5	7	93	5.8		
03	MONK, Malica	13-2	217	16.7	24-67	.358	1-5	.200	1-2	.500	2	11	13	1.0	32	1	18	26	1	8	50	3.8		
04	SWENSON, Keiryn	15-0	187	12.5	14-46	.304	2-12	.167	3-6	.500	20	13	33	2.2	8	0	3	6	2	0	33	2.2		
32	WEST, Khadijah	15-0	148	9.9	10-27	.370	0-0	.000	1-5	.200	13	21	34	2.3	29	1	3	11	5	8	21	1.4		
12	FREEMAN, Briunna	16-1	120	7.5	7-24	.292	0-0	.000	0-2	.000	11	8	19	1.2	22	0	4	15	1	5	14	0.9		
25	SMITH, Tatiyana	2-0	4	2.0	0-0	.000	0-0	.000	0-0	.000	0	0	0	0.0	0	0	0	0	0	0	0	0.0		
22	ZIMMERMAN, Bailey	6-0	23	3.8	0-5	.000	0-3	.000	0-2	.000	2	1	3	0.5	1	0	0	3	0	1	0	0.0		
Team											31	40	71						5					
Total.....		16	3250		338-925	.365	60-213	.282	186-279	.667	194	377	571	35.7	310	7	171	269	38	104	922	57.6		
Opponents.....		16	3251		385-952	.404	84-275	.305	199-275	.724	208	420	628	39.2	283	9	233	263	68	135	1053	65.8		

TEAM STATISTICS	AR	OPP	Date	Opponent	Score	Att.	
SCORING	922	1053	* 01/03/16	at #2/2 South Carolina	L	32-85	13407
Points per game	57.6	65.8	* 01/07/16	#13/10 TEXAS A&M	w	67-61	1494
Scoring margin	-8.2	-	* 01/10/16	at #5/6 Mississippi State	L	55-80	5712
FIELD GOALS-ATT	338-925	385-952	* 01/14/16	#13/15 TENNESSEE	w	64-59	1644
Field goal pct	.365	.404	* 01/17/16	#24 MISSOURI	w	64-52	4160
3 POINT FG-ATT	60-213	84-275	* 01/21/16	at LSU	w	48-44	2084
3-point FG pct	.282	.305	* 01/24/16	at Auburn	Lot	60-71	2807
3-pt FG made per game	3.8	5.3	* 01/28/16	FLORIDA	Lot	66-71	1576
FREE THROWS-ATT	186-279	199-275	* 01/31/16	NO. 13 MISS STATE	L	55-65	5273
Free throw pct	.667	.724	* 02/04/16	at No. 23 Tennessee	L	57-75	9414
F-Throws made per game	11.6	12.4	* 02/08/16	VANDERBILT	w	57-56	1946
REBOUNDS	571	628	* 02/14/16	at Missouri	L	48-69	4766
Rebounds per game	35.7	39.2	* 02/18/16	ALABAMA	w	69-67	1591
Rebounding margin	-3.6	-	* 02/21/16	at #16/16 KENTUCKY	L	63-77	7589
ASSISTS	171	233	* 02/25/16	at Georgia	L	57-72	3131
Assists per game	10.7	14.6	* 02/28/16	OLE MISS	w	60-49	3132
TURNOVERS	269	263					
Turnovers per game	16.8	16.4					
Turnover margin	-0.4	-					
Assist/turnover ratio	0.6	0.9					
STEALS	104	135					
Steals per game	6.5	8.4					
BLOCKS	38	68					
Blocks per game	2.4	4.3					
ATTENDANCE	20816	48910					
Home games-Avg/Game	8-2602	8-6114					
Neutral site-Avg/Game	-	0-0					

! = San Juan Shootout (San Juan, Puerto Rico)
 \$ = Big 12/SEC Challenge
 * = Conference game

Score by Periods	1st	2nd	3rd	4th	OT	Totals
ARKANSAS	206	200	252	253	11	922
Opponents	247	243	246	290	27	1053



JIMMY DYKES

HEAD COACH

The most successful basketball programs all have a few key elements in common.

PASSION

They are passionate about the game. The coaches are passionate about their team, the players are passionate about the opportunity to represent their university and the fans are passionate about supporting the program.

EXCITEMENT

All successful programs are filled with excitement. They are exciting to watch and to be a part of.

COMMITMENT

It takes a lot of people to make a program successful and they all have to be committed to the effort. It starts with the coaches and staff and extends to the players but the best programs in the country take it further. Everyone who impacts the program, from professors, athletic trainers, academic coordinators, administrators and fans, all have to be willing to work toward the same goal of excellence in all areas.

PERFORMANCE

Finally, successful teams have to perform at a high level every day. Whether in the classroom, in the community or on the court, doing things the right way is vital to the program's success.

The University of Arkansas made a move March 30, 2014, when they welcomed Jimmy Dykes as the eighth head coach of the Razorback women's basketball team.

QUICK HITS

- Jimmy Dykes is the eighth head coach in Razorback Women's Basketball History
- Three-year University of Arkansas basketball letterman
- Jimmy Dykes attended high school at Estes Park (Colo.) and Fayetteville HS
- Jimmy Dykes earned his bachelor's degree in speech education at Arkansas in 1985
- Graduated with honors from the University of Arkansas with a 3.54 GPA
- Served under legendary coach Eddie Sutton as an assistant at Arkansas, Kentucky and Oklahoma State

THE 411 CHRONOLOGY

Head Coach	Years	Record
University of Arkansas	2014-15	18-14, 6-10, NCAA 2nd Round
	2015-16	12-18, 7-9
	2016-17	4-0
TOTAL	2+ seasons	34-32, 13-19 SEC

Assistant Coach	Years	Worked With
University of Arkansas	1984-1985	Eddie Sutton
Sacramento State	1985-86	Bill Brown
Appalachian State University	1986-87	Tom Apke
University of Kentucky	1987-89	Eddie Sutton
University of Arkansas-Little Rock	1989-90	Mike Newell
Oklahoma State University	1990-91	Eddie Sutton

NATIONAL BASKETBALL ASSOCIATION

1991-1993 | College Scout | Seattle Supersonics

HIGH SCHOOL

1994-1998; 2003-2004 | Athletic Director | Shiloh Christian

ESPN/ABC SPORTS | 1995-2014

- Game and studio college men's and women's basketball analyst
- Game analyst for NCAA Women's Basketball Tournament
- Coverage of the WNBA playoffs
- College football sideline reporter

PERSONAL

- Born: May 3, 1961
- Bachelor's Degree: Arkansas, 1985 in Speech Education
- Family: Wife: Tiffany (Beasley); married in 2002, daughter Kennedy
- Tiffany - an Arkansas graduate, 2003
- Hometown: Tulsa, Oklahoma
- High school at Estes Park HS (Colo.), Fayetteville HS
- Multi-sport athlete

BY THE NUMBERS

- 34** Career Wins
- 20** SEC Career Wins
- 13** 2015-16 recruiting class rank
- 5** Newcomers for 2016-17
- 1** NCAA Tourney appearance
- 1** NCAA Tournament wins

DYKES VS. CONFERENCES

- Total: 30-32
- SEC: 14-22 (includes SEC Tournament)
- American: 1-0
- Atlantic Sun: 1-0
- Atlantic-10: 1-0
- Big East: 0-1
- Big 10: 2-2
- Big 12: 1-2
- Conference USA: 1-0
- Mid-Eastern Athletic: 1-0
- MVC: 1-1
- Pac-12: 0-1
- Southland: 6-0/1-0
- SWAC: 2-0
- Summit League: 2-2
- Sun Belt: 1-1



00

16-17 HIGHS

Points	20 vs. SHSU, 11-11-16
FGM	7 vs. Stetson, 11-21-16
FGA	16 vs. Stetson, 11-21-16
3PM	3 vs. ULM, 11-13-16*
3PA	vs. Stetson, 11-21-16*
FTM	5 vs. SHSU, 11-11-16
FTA	7 vs. SHSU, 11-11-16
OREB	3 vs. Stetson, 11-21-16*
DREB	5 vs. SHSU, 11-11-16
REB	8 vs. SHSU, 11-11-16
AST	4 vs. SHSU, 11-11-16
BLK	1 vs. Stetson, 11-21-16*
STL	2 vs. ULM, 11-13-16
MIN	35 vs. Stetson, 11-21-16

CAREER HIGHS

Points	31, vs. Ole Miss, 1-19-14*
FGM	11, vs. Ole Miss, 1-19-14*
FGA	25, #13/15 Ky, 2-26-15
3PM	5, #13/15 Ky, 2-26-15*
3PA	11, #13/15 Ky, 2-26-15
FTM	9, at Missouri, 1-5-14
FTA	10, Tulsa, 12-14-14*
OREB	5, SHSU, 11-15-15*
DREB	10, vs. Auburn, 2-2-14
	10, vs. Florida, 1-28-16 OT
REB	13, SHSU, 11-15-15
AST	4, at Mo St, 12-10-14*
	4, vs. Florida, 1-28-16 OT
BLK	5, Tulsa, 12-14-14*
STL	3, vs. Alabama, 1-18-16*
MIN	39, at LSU, 1-21-16*

*Most Recent

MISCELLANEOUS

	2016-17	Career
10+ Pts	4	81
15+ Pts	2	60
20+ Pts	1	22
30+ Pts	-	1
10+ Rebs	-	13
15+ Rebs	-	-
2BL-2BL	-	13
5+ Ast	-	--
Led AR in Pts	3	43
Led AR in Reb	1	27
GP/GS	4/4	95/90

HONORS

- Preseason All-SEC First-Team, '16
- All-SEC Second-Team, '14, '15
- **All-SEC First-Team, '16**
- All-SEC Freshman Team, 2014
- AP All-SEC Hon. Mention, 2014
- AP All-SEC Second-Team, 2015
- SEC First-Year Academic HR, 2014
- CSM.com POW, Jan. 18, 2016

NOTES

- Just fourth player in program history named to **First-Team All-SEC** in 2016
- Named to coaches **preseason All-SEC First-Team** in 2016-17
- Four games in double figure scoring as a senior
- Scored in double figures in the first quarter against Stetson



JESSICA JACKSON

F | SR | 6-3 | JACKSONVILLE, ARK.

16-17 GAME BY GAME

Opponent	Date	gs	min	Total		3-Pointers		Free throws		Rebounds				pf	a	t/o	blk	stl	pts	avg	
				fg-fga	pct	3fg-fga	pct	ft-fa	pct	off	def	tot	avg								
SAM HOUSTON STATE	11/11/16	*	27	6-14	.429	3-4	.750	5-7	.714	3	5	8	8.0	3	4	0	1	0	20	20.0	
LA-MONROE	11/13/16	*	23	5-14	.357	3-5	.600	0-0	.000	2	4	6	7.0	2	0	2	0	2	13	16.5	
SOUTH DAKOTA	11/17/16	*	30	5-15	.333	2-7	.286	2-11	.182	3	4	7	7.0	0	2	4	0	1	14	15.7	
STETSON	11/21/16	*	35	7-16	.438	2-5	.400	3-4	.750	3	4	7	7.0	3	2	0	1	0	19	16.5	
Totals			4	115	23-59	.390	10-21	.476	10-22	.455	11	17	28	7.0	8	8	6	2	3	66	16.5

Games played: 4
 Minutes/game: 28.8
 Points/game: 16.5
 FG Pct: 39.0
 3FG Pct: 47.6
 FT Pct: 45.5

Rebounds/game: 7.0
 Assists/game: 2.0
 Turnovers/game: 1.5
 Assist/turnover ratio: 1.3
 Steals/game: 0.8
 Blocks/game: 0.5

JACKSON'S CAREER STATISTICS

Season	gp-gs	min/avg	Total		3-Point		F-Throws		Rebounds				Scoring							
			fg-fga	pct	fg-fga	pct	ft-fa	pct	off	def	tot	avg	pf	fo	ast	to	blk	stl	pts	avg
2013-14	30-30	903/30.1	163-385	.423	48-125	.384	111-138	.804	45	136	181	6.0	70	0	40	51	45	24	485	16.2
2014-15	32-29	1032/32.2	161-431	.374	56-163	.344	99-126	.786	61	139	200	6.3	86	2	30	96	33	27	477	14.9
2015-16	29-27	920/31.7	170-418	.407	48-150	.320	89-121	.736	51	132	183	6.3	76	3	30	70	33	15	477	16.4
2016-17	4-4	115/28.8	23-59	.390	10-21	.476	10-22	.455	11	17	28	7.0	8	0	8	6	2	3	66	16.5
TOTAL	95-90	2970/31.3	517-1293	.400	162-459	.353	309-407	.759	168	424	592	6.2	240	5	108	223	113	69	1505	15.8

2

NOTES

- Second-ever McDonald's All-American to join team out of HS
- Missed start of season with illness



AALIYAH WILSON
F | FR | 5-10 | MUSKOGEE, OKLA.

16-17 HIGHS

Points	3 vs. Stetson, 11-21-16
FGM	1 vs. Stetson, 11-21-16
FGA	4 vs. Stetson, 11-21-16
3PM	1 vs. Stetson, 11-21-16
3PA	1 vs. Stetson, 11-21-16
FTM	-
FTA	-
OREB	1 vs. Stetson, 11-21-16
DREB	2 vs. Stetson, 11-21-16
REB	3 vs. Stetson, 11-21-16
AST	2 vs. Stetson, 11-21-16
BLK	-
STL	-
MIN	7 vs. Stetson, 11-21-16

CAREER HIGHS

Points	3 vs. Stetson, 11-21-16
FGM	1 vs. Stetson, 11-21-16
FGA	4 vs. Stetson, 11-21-16
3PM	1 vs. Stetson, 11-21-16
3PA	1 vs. Stetson, 11-21-16
FTM	-
FTA	-
OREB	1 vs. Stetson, 11-21-16
DREB	2 vs. Stetson, 11-21-16
REB	3 vs. Stetson, 11-21-16
AST	2 vs. Stetson, 11-21-16
BLK	-
STL	-
MIN	7 vs. Stetson, 11-21-16

16-17 GAME BY GAME

Opponent	Date	gs	min	Total		3-Pointers		Free throws		Rebounds				pf	a	t/o	blk	stl	pts	avg
				fg-fga	pct	3fg-fga	pct	ft-fa	pct	off	def	tot	avg							
SAM HOUSTON STATE	11/11/16	dnp	-	-	-	-	-	-	-	-	-	-	-	-	-	-	-	-	-	-
LA-MONROE	11/13/16	dnp	-	-	-	-	-	-	-	-	-	-	-	-	-	-	-	-	-	-
SOUTH DAKOTA	11/17/16	dnp	-	-	-	-	-	-	-	-	-	-	-	-	-	-	-	-	-	-
STETSON	11/21/16	7	1-4	.250	1-1	1.000	0-0	.000	1	2	3	3.0	0	2	0	0	0	3	3.0	
Totals		0	7	1-4	.250	1-1	1.000	0-0	.000	1	2	3	3.0	0	2	0	0	0	3	3.0

Games played: 1
Minutes/game: 7.0
Points/game: 3.0
FG Pct: .250
3FG Pct: 100.0

Rebounds/game: 3.0
Assists/game: 2.0
Assist/turnover ratio: 99.9

MISCELLANEOUS

	2016-17	Career
10+ Pts	-	-
15+ Pts	-	-
20+ Pts	-	-
10+ Rebs	-	-
15+ Rebs	-	-
Double-Double	-	-
5+ Ast	-	-
Led AR in Pts	-	-
Led AR in Reb	-	-
GP/GS	1/-	1/-

HONORS

- TBA

WILSON'S CAREER STATISTICS

Season	gp-gs	min/avg	Total		3-Point		F-Throws		Rebounds				Scoring							
			fg-fga	pct	fg-fga	pct	ft-fa	pct	off	def	tot	avg	pf	fo	ast	to	blk	stl	pts	avg
2016-17	1-0	7/7.0	1-4	.250	1-1	1.000	0-0	.000	1	2	3	3.0	0	0	2	0	0	0	3	3.0
TOTAL	1-0	7/7.0	1-4	.250	1-1	1.000	0-0	.000	1	2	3	3.0	0	0	2	0	0	0	3	3.0

3

16-17 HIGHS

Points	18 vs. Stetson, 11-21-16
FGM	6 vs. Stetson, 11-21-16
FGA	10 vs. Stetson, 11-21-16
3PM	0
3PA	1 vs. Stetson, 11-21-16
FTM	6 vs. Stetson, 11-21-16
FTA	6 vs. Stetson, 11-21-16*
OREB	3 vs. ULM, 11-13-16
DREB	3 vs. Stetson, 11-21-16
REB	5 vs. ULM, 11-13-16
AST	5 vs. Stetson, 11-21-16
BLK	1 vs. ULM, 11-13-16
STL	3 vs. ULM, 11-13-16
MIN	36 vs. Stetson, 11-21-16

CAREER HIGHS

Points	18 vs. Stetson, 11-21-16
FGM	6 vs. Stetson, 11-21-16
FGA	10 vs. Stetson, 11-21-16
3PM	0
3PA	1 vs. Stetson, 11-21-16
FTM	6 vs. Stetson, 11-21-16
FTA	6 vs. Stetson, 11-21-16*
OREB	3 vs. ULM, 11-13-16
DREB	3 vs. Stetson, 11-21-16
REB	5 vs. ULM, 11-13-16
AST	5 vs. Stetson, 11-21-16
BLK	1 vs. ULM, 11-13-16
STL	3 vs. ULM, 11-13-16
MIN	36 vs. Stetson, 11-21-16

*Most Recent

MISCELLANEOUS

	2016-17	Career
10+ Pts	3	5
15+ Pts	1	2
20+ Pts	-	-
10+ Rebs	-	-
15+ Rebs	-	-
Double-Double	-	-
5+ Ast	-	2
Led AR in Pts	-	-
Led AR in Reb	-	-
GP/GS	4/4	31/9

HONORS

NOTES

- Opened 2016-17 as a starter
- Four games with 25+ minutes played
- Scored 12 points in season opener vs. SHSU
- Posted a career-best with 18 points against Stetson
- Ranks 25th in the SEC in scoring
- Ranks 13th in the SEC in assists
- Leads the SEC in free throw percentage and was 8-8 in the last two games
- Ranks ninth in the SEC in steals and added five steals this week
- One of 28 players in the SEC averaging more than 30 minutes per game (averaged 18.2 mpg last year)



MALICA MONK
G | SO | 5-5 | N. LITTLE ROCK, ARK.

16-17 GAME BY GAME

Opponent	Date	gs	min	Total		3-Pointers		Free throws		Rebounds				pf	a	t/o	blk	stl	pts	avg	
				fg-fga	pct	3fg-fga	pct	f-fa	pct	off	def	tot	avg								
SAM HOUSTON STATE	11/11/16	*	27	5-7	.714	0-0	.000	2-2	1.000	0	2	2	2.0	2	3	1	0	2	12	12.0	
LA-MONROE	11/13/16	*	25	2-3	.667	0-0	.000	5-6	.833	3	2	5	3.5	1	2	1	1	3	9	10.5	
SOUTH DAKOTA	11/17/16	*	34	5-10	.500	0-0	.000	2-2	1.000	1	1	2	3.0	3	4	2	0	4	12	11.0	
STETSON	11/21/16	*	36	6-10	.600	0-1	.000	6-6	1.000	0	3	3	3.0	2	5	4	0	1	18	12.8	
Totals			4	122	18-30	.600	0-1	.000	15-16	.938	4	8	12	3.0	8	14	8	1	10	51	12.8

Games played: 4
Minutes/game: 30.5
Points/game: 12.8
FG Pct: 60.0
3FG Pct: 0.0
FT Pct: 93.8

Rebounds/game: 3.0
Assists/game: 3.5
Turnovers/game: 2.0
Assist/turnover ratio: 1.8
Steals/game: 2.5
Blocks/game: 0.3


MONK'S CAREER STATISTICS

Season	gp-gs	min/avg	Total		3-Point		F-Throws		Rebounds				Scoring							
			fg-fga	pct	fg-fga	pct	f-fa	pct	off	def	tot	avg	pf	fo	ast	to	blk	stl	pts	avg
2015-16	27-5	461/17.1	48-136	.353	2-10	.200	12-19	.632	6	23	29	1.1	60	2	47	44	5	23	110	4.1
2016-17	4-4	122/30.5	18-30	.600	0-1	.000	15-16	.938	4	8	12	3.0	8	0	14	8	1	10	51	12.8
TOTAL	31-9	583/18.8	66-166	.398	2-11	.182	27-35	.771	10	31	41	1.3	68	2	61	52	6	33	161	5.2

4

NOTES

- Career-best 13 points against ULM
- Three games with 20+ minutes this year
- At least one three pointer in every game
- Tied career-best with six rebounds versus ULM and again versus South Dakota



KEIRYN SWENSON
F | SO | 6-1 | WICHITA, KAN.

16-17 HIGHS

Points	13 vs. ULM, 11-13-16
FGM	5 vs. ULM, 11-13-16
FGA	7 vs. ULM, 11-13-16
3PM	2 vs. Stetson, 11-21-16*
3PA	3 vs. ULM, 11-13-16*
FTM	1 vs. Stetson, 11-21-16*
FTA	2 vs. Stetson, 11-21-16
OREB	2 vs. ULM, 11-13-16
DREB	4 vs. ULM, 11-13-16
REB	6 vs. South Dakota, 11-17-16*
AST	1 vs. ULM, 11-13-16*
BLK	1 vs. South Dakota, 11-17-16*
STL	1 vs. Stetson, 11-21-16*
MIN	23 vs. ULM, 11-13-16*

CAREER HIGHS

Points	13 vs. ULM, 11-13-16
FGM	5 vs. ULM, 11-13-16
FGA	7 vs. ULM, 11-13-16
3PM	2 vs. Stetson, 11-21-16*
3PA	3 vs. ULM, 11-13-16*
FTM	3, SHSU, 11-15-15
FTA	4, SHSU, 11-15-15
OREB	5, SHSU, 11-15-15
DREB	6, New Orleans, 12-30-15
REB	6 vs. South Dakota, 11-17-16*
AST	2, SELA, 11-13-15
BLK	1 vs. South Dakota, 11-17-16*
STL	2, New Orleans, 12-30-15*
MIN	25, at Missouri, 2-14-16*

*Most Recent

16-17 GAME BY GAME

Opponent	Date	gs	min	Total		3-Pointers		Free throws		Rebounds				pf	a	t/o	blk	stl	pts	avg
				fg-fga	pct	3fg-fga	pct	ft-fa	pct	off	def	tot	avg							
SAM HOUSTON STATE	11/11/16		23	2-6	.333	1-3	.333	0-0	.000	0	5	5	5.0	3	1	2	0	1	5	5.0
LA-MONROE	11/13/16		23	5-7	.714	2-3	.667	1-1	1.000	2	4	6	5.5	0	1	0	1	1	13	9.0
SOUTH DAKOTA	11/17/16		18	1-3	.333	0-1	.000	1-2	.500	5	1	6	5.7	0	0	0	1	0	3	7.0
STETSON	11/21/16		20	3-5	.600	2-2	1.000	1-2	.500	1	1	2	4.8	2	0	1	0	1	9	7.5
Totals		0	84	11-21	.524	5-9	.556	3-5	.600	8	11	19	4.8	5	2	3	2	3	30	7.5

Games played: 4
Minutes/game: 21.0
Points/game: 7.5
FG Pct: 52.4
3FG Pct: 55.6
FT Pct: 60.0

Rebounds/game: 4.8
Assists/game: 0.5
Turnovers/game: 0.8
Assist/turnover ratio: 0.7
Steals/game: 0.8
Blocks/game: 0.5

MISCELLANEOUS

	2016-17	Career
10+ Pts	1	1
15+ Pts	-	-
20+ Pts	-	-
10+ Rebs	-	-
15+ Rebs	-	-
Double-Double	-	-
5+ Ast	-	-
Led AR in Pts	1	1
Led AR in Reb	-	1
GP/GS	4/0	33/1

HONORS

- SEC First-Year Academic Honor Roll ('16)
- Arkansas Academic Champion (4.00 GPA) (Fall 2015, Spring 2016)

SWENSON'S CAREER STATISTICS

Season	gp-gs	min/avg	Total		3-Point		F-Throws		Rebounds				Scoring							
			fg-fga	pct	fg-fga	pct	ft-fa	pct	off	def	tot	avg	pf	fo	ast	to	blk	stl	pts	avg
2015-16	29-1	373/12.9	27-84	.321	5-21	.238	19-27	.704	34	34	68	2.3	26	0	7	15	4	10	78	2.7
2016-17	4-0	84/21.0	11-21	.524	5-9	.556	3-5	.600	8	11	19	4.8	5	0	2	3	2	3	30	7.5
TOTAL	33-1	457/13.8	38-105	.362	10-30	.333	22-32	.688	42	45	87	2.6	31	0	9	18	6	13	108	3.3

10

NOTES

- Played in three games this year
- Career-best nine points in 14 minutes against ULM



KIARA WILLIAMS
F/C | FR | 6-1 | LITTLE ROCK, ARK.

16-17 HIGHS

Points	9 vs. ULM, 11-13-16
FGM	4 vs. ULM, 11-13-16
FGA	6 vs. ULM, 11-13-16
3PM	0
3PA	0
FTM	1 vs. ULM, 11-13-16
FTA	4 vs. ULM, 11-13-16
OREB	2 vs. ULM, 11-13-16
DREB	3 vs. ULM, 11-13-16
REB	5 vs. ULM, 11-13-16
AST	0
BLK	0
STL	1 vs. SHSU, 11-11-16
MIN	15 vs. ULM, 11-13-16

CAREER HIGHS

Points	9 vs. ULM, 11-13-16
FGM	4 vs. ULM, 11-13-16
FGA	6 vs. ULM, 11-13-16
3PM	0
3PA	0
FTM	1 vs. ULM, 11-13-16
FTA	4 vs. ULM, 11-13-16
OREB	2 vs. ULM, 11-13-16
DREB	3 vs. ULM, 11-13-16
REB	5 vs. ULM, 11-13-16
AST	0
BLK	0
STL	1 vs. SHSU, 11-11-16
MIN	15 vs. ULM, 11-13-16

*Most Recent

MISCELLANEOUS

	2016-17	Career
10+ Pts	-	-
15+ Pts	-	-
20+ Pts	-	-
10+ Rebs	-	-
15+ Rebs	-	-
Double-Double	-	-
5+ Ast	-	-
Led AR in Pts	-	-
Led AR in Reb	-	-
GP/GS	3/-	3/-

HONORS

• TBA

16-17 GAME BY GAME

Opponent	Date	gs	min	Total		3-Pointers		Free throws		Rebounds				pf	a	t/o	blk	stl	pts	avg
				fg-fga	pct	3fg-fga	pct	ft-fa	pct	off	def	tot	avg							
SAM HOUSTON STATE	11/11/16		5	0-1	.000	0-0	.000	0-0	.000	0	1	1	1.0	0	0	1	0	1	0	0.0
LA-MONROE	11/13/16		14	4-6	.667	0-0	.000	1-4	.250	2	3	5	3.0	4	0	0	0	0	9	4.5
SOUTH DAKOTA	11/17/16		dnp	-	-	-	-	-	-	-	-	-	-	-	-	-	-	-	-	-
STETSON	11/21/16		0	0-0	.000	0-0	.000	0-0	.000	0	0	0	2.0	0	0	0	0	0	0	3.0
Totals		0	19	4-7	.571	0-0	.000	1-4	.250	2	4	6	2.0	4	0	1	0	1	9	3.0

Games played: 3
Minutes/game: 6.3
Points/game: 3.0
FG Pct: 57.1
FT Pct: 25.0

Rebounds/game: 2.0
Turnovers/game: 0.3
Steals/game: 0.3

WILLIAMS' CAREER STATISTICS

Season	gp-gs	min/avg	Total		3-Point		F-Throws		Rebounds				Scoring							
			fg-fga	pct	fg-fga	pct	ft-fa	pct	off	def	tot	avg	pf	fo	ast	to	blk	stl	pts	avg
2016-17	3-0	19/6.3	4-7	.571	0-0	.000	1-4	.250	2	4	6	2.0	4	0	0	1	0	1	9	3.0
TOTAL	3-0	19/6.3	4-7	.571	0-0	.000	1-4	.250	2	4	6	2.0	4	0	0	1	0	1	9	3.0

12

NOTES

- Scored career-best 12 points in win over ULM
- Second consecutive game in double figures with 10 points against South Dakota



BRIUNNA FREEMAN
G | SO | 5-9 | PELHAM, GA.

16-17 HIGHS

Points	12 vs. ULM, 11-13-16
FGM	5 vs. ULM, 11-13-16
FGA	7 vs. ULM, 11-13-16
3PM	0
3PA	0
FTM	2 vs. ULM, 11-13-16*
FTA	2 vs. ULM, 11-13-16*
OREB	3 vs. ULM, 11-13-16
DREB	1 vs. ULM, 11-13-16*
REB	4 vs. ULM, 11-13-16
AST	1 vs. ULM, 11-13-16
BLK	0
STL	1 vs. ULM, 11-13-16*
MIN	22 vs. ULM, 11-13-16

CAREER HIGHS

Points	12 vs. ULM, 11-13-16
FGM	5 vs ULM, 11-13-16
FGA	9, at Butler, 12-13-15
3PM	0
3PA	0
FTM	3, at Butler, 12-13-15
FTA	4, at Butler, 12-13-15
OREB	4, at Butler, 12-13-15
DREB	4, at Butler, 12-13-15
REB	8, at Butler, 12-13-15
AST	2, MVSU, 12-28-15*
BLK	1, Louisiana, 11-27-15
STL	3, #7 Oreg. St., 11-28-15*
MIN	29, at Butler, 12-13-15

*Most Recent

16-17 GAME BY GAME

Opponent	Date	gs	min	Total		3-Pointers		Free throws		Rebounds				pf	a	t/o	blk	stl	pts	avg
				fg-fga	pct	3fg-fga	pct	ft-fa	pct	off	def	tot	avg							
SAM HOUSTON STATE	11/11/16		9	2-3	.667	0-0	.000	2-2	1.000	2	1	3	3.0	2	0	0	0	1	6	6.0
LA-MONROE	11/13/16		22	5-7	.714	0-0	.000	2-2	1.000	3	1	4	3.5	3	1	1	0	1	12	9.0
SOUTH DAKOTA	11/17/16		24	4-7	.571	0-0	.000	2-4	.500	0	1	1	2.7	2	0	2	0	5	10	9.3
STETSON	11/21/16		dnp	-	-	-	-	-	-	-	-	-	-	-	-	-	-	-	-	-
Totals		0	55	11-17	.647	0-0	.000	6-8	.750	5	3	8	2.7	7	1	3	0	7	28	9.3

Games played: 3
Minutes/game: 18.3
Points/game: 9.3
FG Pct: 64.7
FT Pct: 75.0

Rebounds/game: 2.7
Assists/game: 0.3
Turnovers/game: 1.0
Assist/turnover ratio: 0.3
Steals/game: 2.3

MISCELLANEOUS

	2016-17	Career
10+ Pts	2	2
15+ Pts	-	-
20+ Pts	-	-
10+ Rebs	-	-
15+ Rebs	-	-
Double-Double	-	-
5+ Ast	-	-
Led AR in Pts	1	1
Led AR in Reb	-	2
GP/GS	3/0	32/3

HONORS

- Arkansas Academic Honor Roll (3.0-3.49 GPA) (Spring 2016)

FREEMAN'S CAREER STATISTICS

Season	gp-gs	min/avg	Total		3-Point		F-Throws		Rebounds				Scoring							
			fg-fga	pct	fg-fga	pct	ft-fa	pct	off	def	tot	avg	pf	fo	ast	to	blk	stl	pts	avg
2015-16	29-3	273/9.4	21-70	.300	0-0	.000	5-15	.333	32	28	60	2.1	46	1	13	21	2	13	47	1.6
2016-17	3-0	55/18.3	11-17	.647	0-0	.000	6-8	.750	5	3	8	2.7	7	0	1	3	0	7	28	9.3
TOTAL	32-3	328/10.3	32-87	.368	0-0	.000	11-23	.478	37	31	68	2.1	53	1	14	24	2	20	75	2.3

14

NOTES

- Member of the SEC Women's Basketball Leadership Council
- Played and started all games as a true freshman
- Scored a career-best 10 points in come-from-behind win over 2016 WNIT Champion South Dakota
- Bettered her career-best with 11 points versus Stetson for back-to-back games in double digits



JAILYN MASON
PG | FR | 5-9 | MASON, OHIO

16-17 HIGHS

Points	11 vs. Stetson, 11-21-16
FGM	5 vs. Stetson, 11-21-16
FGA	10 vs. Stetson, 11-21-16
3PM	2 vs. S Dakota, 11-17-16
3PA	3 vs. S Dakota, 11-17-16
FTM	2 vs. S Dakota, 11-17-16
FTA	2 vs. S Dakota, 11-17-16
OREB	1 vs. Stetson, 11-21-16
DREB	5 vs. Stetson, 11-21-16
REB	6 vs. Stetson, 11-21-16
AST	5 vs. SHSU, 11-11-16
BLK	0
STL	3
MIN	36 vs. SHSU, 11-11-16

* Most Recent

CAREER HIGHS

Points	11 vs. Stetson, 11-21-16
FGM	5 vs. Stetson, 11-21-16
FGA	10 vs. Stetson, 11-21-16
3PM	2 vs. S Dakota, 11-17-16
3PA	3 vs. S Dakota, 11-17-16
FTM	2 vs. S Dakota, 11-17-16
FTA	2 vs. S Dakota, 11-17-16
OREB	1 vs. Stetson, 11-21-16
DREB	5 vs. Stetson, 11-21-16
REB	6 vs. Stetson, 11-21-16
AST	5 vs. SHSU, 11-11-16
BLK	0
STL	3
MIN	36 vs. SHSU, 11-11-16

* Most Recent

MISCELLANEOUS

	2016-17	Career
10+ Pts	2	2
15+ Pts	-	-
20+ Pts	-	-
10+ Rebs	-	-
15+ Rebs	-	-
Double-Double	-	-
5+ Ast	1	1
Led AR in Pts	-	-
Led AR in Reb	-	-
GP/GS	4/4	4/4

HONORS

- TBA

16-17 GAME BY GAME

Opponent	Date	gs	min	Total		3-Pointers		Free throws		Rebounds				pf	a	t/o	blk	stl	pts	avg	
				fg-fga	pct	3fg-fga	pct	ft-fa	pct	off	def	tot	avg								
SAM HOUSTON STATE	11/11/16	*	36	2-9	.222	1-2	.500	0-0	.000	0	4	4	4.0	1	5	2	0	3	5	5.0	
LA-MONROE	11/13/16	*	18	2-4	.500	0-1	.000	0-0	.000	0	0	0	2.0	4	2	1	0	0	4	4.5	
SOUTH DAKOTA	11/17/16	*	30	3-7	.429	2-3	.667	2-2	1.000	0	2	2	2.0	1	2	0	0	1	10	6.3	
STETSON	11/21/16	*	31	5-10	.500	1-1	1.000	0-1	.000	1	5	6	3.0	1	2	0	0	0	11	7.5	
Totals			4	115	12-30	.400	4-7	.571	2-3	.667	1	11	12	3.0	7	11	3	0	4	30	7.5

Games played: 4
Minutes/game: 28.8
Points/game: 7.5
FG Pct: 40.0
3FG Pct: 57.1
FT Pct: 66.7

Rebounds/game: 3.0
Assists/game: 2.8
Turnovers/game: 0.8
Assist/turnover ratio: 3.7
Steals/game: 1.0

MASON'S CAREER STATISTICS

Season	gp-gs	min/avg	Total		3-Point		F-Throws		Rebounds				Scoring							
			fg-fga	pct	fg-fga	pct	ft-fa	pct	off	def	tot	avg	pf	fo	ast	to	blk	stl	pts	avg
2016-17	4-4	115/28.8	12-30	.400	4-7	.571	2-3	.667	1	11	12	3.0	7	0	11	3	0	4	30	7.5
TOTAL	4-4	115/28.8	12-30	.400	4-7	.571	2-3	.667	1	11	12	3.0	7	0	11	3	0	4	30	7.5

20

NOTES

- Played limited minutes in both games



SYDNEY STOUT
F | FR | 6-0 | BIXBY, OKLA.

16-17 HIGHS

Points	0
FGM	0
FGA	2 vs. ULM, 11-13-16
3PM	0
3PA	2 vs. ULM, 11-13-16
FTM	0
FTA	0
OREB	0
DREB	0
REB	0
AST	0
BLK	1 vs. ULM, 11-13-16
STL	0
MIN	6 vs. ULM, 11-13-16

* Most Recent

CAREER HIGHS

Points	0
FGM	0
FGA	2 vs. ULM, 11-13-16
3PM	0
3PA	2 vs. ULM, 11-13-16
FTM	0
FTA	0
OREB	0
DREB	0
REB	0
AST	0
BLK	1 vs. ULM, 11-13-16
STL	0
MIN	6 vs. ULM, 11-13-16

* Most Recent

MISCELLANEOUS

	2016-17	Career
10+ Pts	-	-
15+ Pts	-	-
20+ Pts	-	-
10+ Rebs	-	-
15+ Rebs	-	-
Double-Double	-	-
5+ Ast	-	-
Led AR in Pts	-	-
Led AR in Reb	-	-
GP/GS	2/-	2/-

HONORS

- TBA

16-17 GAME BY GAME

Opponent	Date	gs	min	Total		3-Pointers		Free throws		Rebounds				pf	a	t/o	blk	stl	pts	avg
				fg-fga	pct	3fg-fga	pct	ft-fta	pct	off	def	tot	avg							
SAM HOUSTON STATE	11/11/16		3	0-0	.000	0-0	.000	0-0	.000	0	0	0	0.0	0	0	0	0	0	0	0.0
LA-MONROE	11/13/16		6	0-2	.000	0-2	.000	0-0	.000	0	0	0	0.0	1	0	0	1	0	0	0.0
SOUTH DAKOTA	11/17/16		dnp	-	-	-	-	-	-	-	-	-	-	-	-	-	-	-	-	-
STETSON	11/21/16		dnp	-	-	-	-	-	-	-	-	-	-	-	-	-	-	-	-	-
Totals		0	9	0-2	.000	0-2	.000	0-0	.000	0	0	0	0.0	1	0	0	1	0	0	0.0

Games played: 2
Minutes/game: 4.5
FG Pct: 0.0
3FG Pct: 0.0

Blocks/game: 0.5

STOUT'S CAREER STATISTICS

Season	gp-gs	min/avg	Total		3-Point		F-Throws		Rebounds				Scoring							
			fg-fga	pct	fg-fga	pct	ft-fta	pct	off	def	tot	avg	pf	fo	ast	to	blk	stl	pts	avg
2016-17	2-0	9/4.5	0-2	.000	0-2	.000	0-0	.000	0	0	0	0.0	1	0	0	0	1	0	0	0
TOTAL	2-0	9/4.5	0-2	.000	0-2	.000	0-0	.000	0	0	0	0.0	1	0	0	0	1	0	0	0

21

NOTES

- Missed first game with a family emergency



DEVIN COSPER
G | SR | 5-10 | COFFEYVILLE, KAN.

16-17 HIGHS

Points	6 vs. ULM, 11-13-16
FGM	2 vs. ULM, 11-13-16
FGA	5 vs. ULM, 11-13-16
3PM	0 vs. ULM, 11-13-16
3PA	2 vs. ULM, 11-13-16
FTM	2 vs. ULM, 11-13-16
FTA	2 vs. Stetson, 11-21-16*
OREB	0 vs. ULM, 11-13-16
DREB	2 vs. South Dakota, 11-17-16
REB	1 vs. ULM, 11-13-16
AST	5 vs. ULM, 11-13-16
BLK	1 vs. ULM, 11-13-16
STL	4 vs. ULM, 11-13-16
MIN	18 vs. ULM, 11-13-16

CAREER HIGHS

Points	17, No. 23 Tenn., 2-4-16*
	17, at Auburn, 1-24-16 OT
FGM	7, MVSU, 12-28-15
FGA	17, at Butler, 12-13-15
	19, at Auburn, 1-24-16 OT
3PM	3, #5/6 Texas, 12-20-15
3PA	9, at Butler, 12-13-15
	9, at Auburn, 1-24-16 OT*
FTM	7, New Orleans, 12-30-15
FTA	8, New Orleans, 12-30-15
OREB	2, MVSU, 12-28-15*
DREB	5, vs. Alabama, 1-18-16*
	5, vs. Florida, 1-28-16 OT*
	8, at Auburn, 1-24-16 OT
REB	6, ORU, 12-10-15
	9, at Auburn, 1-24-16 OT
AST	5, vs. Vanderbilt, 2-8-16
BLK	3, MVSU, 12-28-15
STL	3, at Georgia, 2-26-16*
MIN	37, at Butler, 12-13-15
	42, at Auburn, 1-24-16 OT

*Most Recent

16-17 GAME BY GAME

Opponent	Date	gs	min	Total		3-Pointers		Free throws		Rebounds				pf	a	t/o	blk	stl	pts	avg
				fg-fga	pct	3fg-fga	pct	ft-fa	pct	off	def	tot	avg							
SAM HOUSTON STATE	11/11/16		dnp	-	-	-	-	-	-	-	-	-	-	-	-	-	-	-	-	-
LA-MONROE	11/13/16		18	2-5	.400	0-2	.000	2-2	1.000	0	1	1	1.0	0	5	0	1	4	6	6.0
SOUTH DAKOTA	11/17/16		6	0-1	.000	0-0	.000	0-0	.000	0	2	2	1.5	0	0	0	0	0	0	3.0
STETSON	11/21/16		9	0-2	.000	0-2	.000	0-0	.000	0	0	0	1.0	0	1	0	0	0	0	2.0
Totals		0	33	2-8	.250	0-4	.000	2-2	1.000	0	3	3	1.0	0	6	0	1	4	6	2.0

Games played: 3
Minutes/game: 11.0
Points/game: 2.0
FG Pct: 25.0
3FG Pct: 0.0
FT Pct: 100.0

Rebounds/game: 1.0
Assists/game: 2.0
Assist/turnover ratio: 99.9
Steals/game: 1.3
Blocks/game: 0.3

MISCELLANEOUS

	2016-17	Career
10+ Pts	-	15
15+ Pts	-	5
20+ Pts	-	1
10+ Rebs	-	-
15+ Rebs	-	-
Double-Double	-	-
5+ Ast	1	2
Led AR in Pts	-	2
Led AR in Reb	-	-
GP/GS	3/0	33/25

HONORS

- SEC First-Year Academic Honor Roll ('16)
- Arkansas Academic Honor Roll (3.0-3.49 GPA) (Fall 2015, Spring 2016)

COSPER'S CAREER STATISTICS

Season	gp-gs	min/avg	Total		3-Point		F-Throws		Rebounds				Scoring							
			fg-fga	pct	fg-fga	pct	ft-fa	pct	off	def	tot	avg	pf	fo	ast	to	blk	stl	pts	avg
2015-16	30-25	792/26.4	97-293	.331	25-104	.240	50-72	.694	16	83	99	3.3	57	0	42	74	5	34	269	9.0
2016-17	3-0	33/11.0	2-8	.250	0-4	.000	2-2	1.000	0	3	3	1.0	0	0	6	0	1	4	6	2.0
TOTAL	33-25	825/25.0	99-301	.329	25-108	.231	52-74	.703	16	86	102	3.1	57	0	48	74	6	38	275	8.3

22

NOTES

- Played and started all games this season
- Nine points against Sam Houston State is a career best



BAILEY ZIMMERMAN
G/F | SO | 6-0 | ST. VINCENT, ARK.

16-17 HIGHS

Points	9 vs. SHSU, 11-11-16
FGM	3 vs. SHSU, 11-11-16
FGA	6 vs. SHSU, 11-11-16
3PM	2 vs. South Dakota, 11-17-16*
3PA	5 vs. SHSU, 11-11-16
FTM	1 vs. South Dakota, 11-17-16*
FTA	2 vs. South Dakota, 11-17-16*
OREB	2 vs. ULM, 11-13-16*
DREB	5 vs. SHSU, 11-11-16
REB	7 vs. SHSU, 11-11-16
AST	3 vs. SHSU, 11-11-16
BLK	0
STL	1 vs. ULM, 11-13-16*
MIN	32 vs. SHSU, 11-11-16

* Most Recent

CAREER HIGHS

Points	9 vs. SHSU, 11-11-16
FGM	3 vs. SHSU, 11-11-16
FGA	9 at Butler, 12-13-15
3PM	2 vs. South Dakota, 11-17-16*
3PA	7, at Butler, 12-13-15
FTM	2 vs. South Dakota, 11-17-16*
FTA	2 vs. South Dakota, 11-17-16*
OREB	3 at Butler, 12-13-15*
DREB	5 vs. SHSU, 11-11-16
REB	7 vs. SHSU, 11-11-16
AST	3 vs. SHSU, 11-11-16
BLK	1 at SDSU, 11-18-15*
STL	2 at Butler, 12-13-15
MIN	32 vs. SHSU, 11-11-16

*Most Recent

MISCELLANEOUS

	2016-17	Career
10+ Pts	-	-
15+ Pts	-	-
20+ Pts	-	-
10+ Rebs	-	-
15+ Rebs	-	-
Double-Double	-	-
5+ Ast	-	-
Led AR in Pts	-	-
Led AR in Reb	-	-
GP/GS	4/4	24/5

HONORS

- Arkansas Athletic Director's List (3.5-3.99 GPA) (Fall 2015)

16-17 GAME BY GAME

Opponent	Date	gs	min	Total		3-Pointers		Free throws		Rebounds				pf	a	t/o	blk	stl	pts	avg	
				fg-fga	pct	3fg-fga	pct	ft-fa	pct	off	def	tot	avg								
SAM HOUSTON STATE	11/11/16	*	32	3-6	.500	2-5	.400	1-2	.500	2	3	5	5.0	1	3	1	0	1	9	9.0	
LA-MONROE	11/13/16	*	18	1-7	.143	0-3	.000	1-2	.500	2	5	7	6.0	0	2	0	0	1	3	6.0	
SOUTH DAKOTA	11/17/16	*	15	2-4	.500	2-3	.667	1-2	.500	2	2	4	5.3	3	1	0	0	0	7	6.3	
STETSON	11/21/16	*	24	2-4	.500	1-3	.333	0-0	.000	0	4	4	5.0	1	1	2	0	0	5	6.0	
Totals			4	89	8-21	.381	5-14	.357	3-6	.500	6	14	20	5.0	5	7	3	0	2	24	6.0

Games played: 4
 Minutes/game: 22.3
 Points/game: 6.0
 FG Pct: 38.1
 3FG Pct: 35.7
 FT Pct: 50.0

Rebounds/game: 5.0
 Assists/game: 1.8
 Turnovers/game: 0.8
 Assist/turnover ratio: 2.3
 Steals/game: 0.5

ZIMMERMAN'S CAREER STATISTICS

Season	gp-gs	min/avg	Total		3-Point		F-Throws		Rebounds				Scoring							
			fg-fga	pct	fg-fga	pct	ft-fa	pct	off	def	tot	avg	pf	fo	ast	to	blk	stl	pts	avg
2015-16	20-1	174/8.7	6-48	.125	4-33	.121	7-12	.583	12	9	21	1.1	9	0	4	15	2	4	23	1.2
2016-17	4-4	89/22.3	8-21	.381	5-14	.357	3-6	.500	6	14	20	5.0	5	0	7	3	0	2	24	6.0
TOTAL	24-5	263/11.0	14-69	.203	9-47	.191	10-18	.556	18	23	41	1.7	14	0	11	18	2	6	47	2.0

24

NOTES

- Finished 2015-16 **tied for 12th in SEC** in assists with 2.7 apg in SEC-only games
- Scored season-best 10 points against ULM
- Eight rebounds in 14 minutes against Stetson



JORDAN DANBERRY

G | SO | 5-8 | CONWAY, ARK.

16-17 HIGHS

Points	10 vs. ULM, 11-13-16
FGM	3 vs. Stetson, 11-21-16*
FGA	6 vs. Stetson, 11-21-16
3PM	2 vs. ULM, 11-13-16
3PA	2 vs. ULM, 11-13-16
FTM	2 vs. South Dakota, 11-17-16*
FTA	4 vs. SHSU, 11-11-16
OREB	2 vs. Stetson, 11-21-16
DREB	6 vs. Stetson, 11-21-16
REB	8 vs. Stetson, 11-21-16
AST	1 vs. Stetson, 11-21-16*
BLK	0
STL	1 vs. South Dakota, 11-17-16
MIN	15 vs. ULM, 11-13-16

*Most Recent

CAREER HIGHS

Points	14, #7 OSU, 11-28-15*
FGM	6, #7 OSU, 11-28-15*
FGA	14, at Missouri, 2-14-16*
3PM	2 vs. ULM, 11-13-16*
3PA	4, at SDSU, 11-18-15
FTM	5, Ole Miss, 2-28-16
FTA	11, Ole Miss, 2-28-16
OREB	5, Ole Miss, 2-28-16
DREB	5, at Missouri, 2-14-16
REB	7, Ole Miss, 2-28-16
AST	10, vs. Alabama, 1-18-16
BLK	1, Ole Miss, 2-28-16*
STL	3, No. 23 Tenn., 2-4-16*
MIN	32, at Missouri, 2-14-16

*Most Recent

MISCELLANEOUS

	2016-17	Career
10+ Pts	1	11
15+ Pts	-	-
20+ Pts	-	-
10+ Rebs	-	-
15+ Rebs	-	-
Double-Double	-	-
5+ Ast	-	3
Led AR in Pts	-	2
Led AR in Reb	-	1
GP/GS	4/0	34/13

HONORS

• TBA

16-17 GAME BY GAME

Opponent	Date	gs	min	Total		3-Pointers		Free throws		Rebounds				pf	a	t/o	blk	stl	pts	avg
				fg-fga	pct	3fg-fga	pct	ft-fa	pct	off	def	tot	avg							
SAM HOUSTON STATE	11/11/16	12	0-1	.000	0-0	.000	2-4	.500	1	0	1	1.0	2	0	2	0	0	2	2.0	
LA-MONROE	11/13/16	15	3-5	.600	2-2	1.000	2-2	1.000	0	4	4	2.5	1	1	2	0	0	10	6.0	
SOUTH DAKOTA	11/17/16	12	0-1	.000	0-1	.000	2-2	1.000	1	0	1	2.0	2	1	1	0	1	2	4.7	
STETSON	11/21/16	14	3-6	.500	0-0	.000	1-2	.500	2	6	8	3.5	3	1	1	0	0	7	5.3	
Totals		0	53	6-13	.462	2-3	.667	7-10	.700	4	10	14	3.5	8	3	6	0	1	21	5.3

Games played: 4
 Minutes/game: 13.3
 Points/game: 5.3
 FG Pct: 46.2
 3FG Pct: 66.7
 FT Pct: 70.0

Rebounds/game: 3.5
 Assists/game: 0.8
 Turnovers/game: 1.5
 Assist/turnover ratio: 0.5
 Steals/game: 0.3

DANBERRY'S CAREER STATISTICS

Season	gp-gs	min/avg	Total		3-Point		F-Throws		Rebounds				Scoring							
			fg-fga	pct	fg-fga	pct	ft-fa	pct	off	def	tot	avg	pf	fo	ast	to	blk	stl	pts	avg
2015-16	30-13	575/19.2	77-233	.330	3-28	.107	44-71	.620	30	48	78	2.6	72	2	70	83	5	27	201	6.7
2016-17	4-0	53/13.3	6-13	.462	2-3	.667	7-10	.700	4	10	14	3.5	8	0	3	6	0	1	21	5.3
TOTAL	34-13	628/18.5	83-246	.337	5-31	.161	51-81	.630	34	58	92	2.7	80	2	73	89	5	28	222	6.5

25

NOTES

- Missed start of season with injury/illness



TATIYANA SMITH
F | SR | 6-3 | PLANO, TEXAS

16-17 HIGHS

Points
FGM
FGA
3PM
3PA
FTM
FTA
OREB
DREB
REB
AST
BLK
STL
MIN

CAREER HIGHS

Points 2, MVSU, 12-28-15
FGM 1, MVSU, 12-28-15
FGA: 1, New Orleans, 12-30-15*
FTM: 2, New Orleans, 12-30-15
FTA 2, New Orleans, 12-30-15
3PM --
3PA --
OREB 1, MVSU, 12-28-15
DREB --
REB 1, MVSU, 12-28-15
AST 1, MVSU, 12-28-15
BLK 1, MVSU, 12-28-15
STL 1, New Orleans, 12-30-15
MIN 6, MVSU, 12-28-15

*Most Recent

16-17 GAME BY GAME

MISCELLANEOUS

	2016-17	Career
10+ Pts	-	-
15+ Pts	-	-
20+ Pts	-	-
10+ Rebs	-	-
15+ Rebs	-	-
Double-Double	-	-
5+ Ast	-	-
Led AR in Pts	-	-
Led AR in Reb	-	-
GP/GS	-	4/0

HONORS

- Arkansas Academic Honor Roll (3.0-3.49 GPA) (Fall 2015)


SMITH'S CAREER STATISTICS

Season	gp-gs	min/avg	Total		3-Point		F-Throws		Rebounds				Scoring							
			fg-fga	pct	fg-fga	pct	ft-fga	pct	off	def	tot	avg	pf	fo	ast	to	blk	stl	pts	avg
2015-16	4-0	15/3.8	1-2	.500	0-0	.000	2-2	1.000	1	0	1	0.3	0	0	1	1	1	1	4	1.0
TOTAL	4-0	15/3.8	1-2	.500	0-0	.000	2-2	1.000	1	0	1	0.3	0	0	1	1	1	1	4	1.0

35

NOTES

- Three games in double figure scoring to start the season



ALECIA COOLEY
C | SR | 6-4 | EVANSTON, ILL.

16-17 HIGHS

Points	13 vs. ULM, 11-13-16
FGM	5 vs. South Dakota, 11-17-16
FGA	8 vs. South Dakota, 11-17-16*
3PM	0
3PA	0
FTM	7 vs. ULM, 11-13-16
FTA	12 vs. ULM, 11-13-16
OREB	3 vs. Stetson, 11-21-16
DREB	6 vs. Stetson, 11-21-16
REB	9 vs. Stetson, 11-21-16
AST	3 vs. Stetson, 11-21-16
BLK	4 vs. SHSU, 11-11-16
STL	1 vs. Stetson, 11-21-16*
MIN	31 vs. South Dakota, 11-17-16

*Most Recent

CAREER HIGHS

Points	19, ORU, 12-10-15
FGM	8, ORU, 12-10-15
FGA	10, ORU, 12-10-15
	10, vs. Florida, 1-28-16 OT
FTM	7 vs. ULM, 11-13-16
FTA	12 vs. ULM, 11-13-16
OREB	7, #24 Missouri, 1-17-16
DREB	6, MVSU, 12-28-15*
	6, at Auburn, 1-24-16 OT
REB	10, #24 Missouri, 1-17-16
	10, vs. Florida, 1-28-16 OT
AST	2, #13/10 TAMU, 1-7-16*
BLK	2, Tulsa, 11-23-15
	2, at Auburn, 1-24-16 OT
STL	1, vs. Alabama, 1-18-16*
	2, at Auburn, 1-24-16 OT
MIN	33, ORU, 12-10-15
	39, at Auburn, 1-24-16 OT

*Most Recent

MISCELLANEOUS

	2016-17	Career
10+ Pts	3	10
15+ Pts	-	2
20+ Pts	-	-
10+ Rebs	-	4
15+ Rebs	-	-
Double-Double	-	3
5+ Ast	-	-
Led AR in Pts	1	4
Led AR in Reb	-	5
GP/GS	4/4	34/32

HONORS

- Arkansas Academic Honor Roll (3.0-3.49 GPA) (Spring 2016)

16-17 GAME BY GAME

Opponent	Date	gs	min	Total		3-Pointers		Free throws		Rebounds				pf	a	t/o	blk	stl	pts	avg	
				fg-fga	pct	3fg-fga	pct	ft-fa	pct	off	def	tot	avg								
SAM HOUSTON STATE	11/11/16	*	26	4-8	.500	0-0	.000	4-6	.667	2	3	5	5.0	0	0	2	4	1	12	12.0	
LA-MONROE	11/13/16	*	18	3-5	.600	0-0	.000	7-12	.583	1	5	6	5.5	1	2	1	1	0	13	12.5	
SOUTH DAKOTA	11/17/16	*	31	5-8	.625	0-0	.000	2-2	1.000	1	2	3	4.7	3	1	2	1	0	12	12.3	
STETSON	11/21/16	*	24	1-3	.333	0-0	.000	5-6	.833	3	6	9	5.8	3	3	4	0	1	7	11.0	
Totals			4	99	13-24	.542	0-0	.000	18-26	.692	7	16	23	5.8	7	6	9	6	2	44	11.0

Games played: 4
Minutes/game: 24.8
Points/game: 11.0
FG Pct: 54.2
FT Pct: 69.2

Rebounds/game: 5.8
Assists/game: 1.5
Turnovers/game: 2.3
Assist/turnover ratio: 0.7
Steals/game: 0.5
Blocks/game: 1.5


COOLEY'S CAREER STATISTICS

Season	gp-gs	min/avg	Total		3-Point		F-Throws		Rebounds				Scoring							
			fg-fga	pct	fg-fga	pct	ft-fa	pct	off	def	tot	avg	pf	fo	ast	to	blk	stl	pts	avg
2015-16	30-28	699/23.3	74-148	.500	0-0	.000	48-63	.762	50	95	145	4.8	49	2	16	34	11	11	196	6.5
2016-17	4-4	99/24.8	13-24	.542	0-0	.000	18-26	.692	7	16	23	5.8	7	0	6	9	6	2	44	11.0
TOTAL	34-32	798/23.5	87-172	.506	0-0	.000	66-89	.742	57	111	168	4.9	56	2	22	43	17	13	240	7.1

42

NOTES

- Missed start of season with injury



YASMEEN RATLIFF
C | FR | 6-5 | ALPHARETTA, GA.

16-17 HIGHS

- Points
- FGM
- FGA
- 3PM
- 3PA
- FTM
- FTA
- OREB
- DREB
- REB
- AST
- BLK
- STL
- MIN

*Most Recent

CAREER HIGHS

- Points
- FGM
- FGA
- 3PM
- 3PA
- FTM
- FTA
- OREB
- DREB
- REB
- AST
- BLK
- STL
- MIN

*Most Recent

MISCELLANEOUS

	2016-17	Career
10+ Pts	-	-
15+ Pts	-	-
20+ Pts	-	-
10+ Rebs	-	-
15+ Rebs	-	-
Double-Double	-	-
5+ Ast	-	-
Led AR in Pts	-	-
Led AR in Reb	-	-
GP/GS	-	-

HONORS

- TBA

16-17 GAME BY GAME

RATLIFF'S CAREER STATISTICS



00

JESSICA JACKSON
6-3 | F | SR | Jacksonville, Ark.



2

AALIYAH WILSON
5-10 | G/F | FR | Muskogee, Okla.



3

MALICA MONK
5-5 | G | SO | N. Little Rock, Ark.



4

KEIRYN SWENSON
6-1 | G/F | SO | Wichita, Kan.



10

KIARA WILLIAMS
6-1 | F/C | FR | Little Rock, Ark.



12

BRIUNNA FREEMAN
5-9 | G | SO | Pelham, Ga.



14

JAILYN MASON
5-9 | PG | FR | Mason, Ohio




20

SYDNEY STOUT
6-0 | F | FR | Bixby, Okla.



21

DEVIN COSPER
5-10 | G | JR | Coffeyville, Kan.



22

BAILEY ZIMMERMAN
6-0 | G/F | SO | St. Vincent, Ark.



24

JORDAN DANBERRY
5-8 | G | SO | Conway, Ark.



25

TATIYANA SMITH
6-3 | C | SR | Plano, Texas



35

ALECIA COOLEY
6-4 | C | SR | Evanston, Ill.



42

YASMEEN RATLIFF
6-5 | C | FR | Alpharetta, Ga.



HC

JIMMY DYKES
Arkansas, 1985 | 3rd Season



AC

TARI CUMMINGS
Oklahoma State, 2003 | 6th Season



AC

TOMMY DEFFEBEAUGH
Drury College, 1985 | 2nd Season



AC

CHENEL HARRIS
Kent State, 2010 | 1st Season